


Summary Institution-Level Pass Rate Data: *Traditional Teacher Preparation Program Within IHE*


		HEOA - Title II 2018 - 2019 Academic Year				
Institution Name		UNIVERSITY OF TENNESSEE - MARTIN				
Institution Code		1844				
State		Tennessee				
<i>February 3, 2020</i>						
				Statewide		
Group	Number Taking Assessment¹	Number Passing Assessment²	Institutional Pass Rate	Number Taking Assessment¹	Number Passing Assessment²	Statewide Pass Rate
All program completers, 2018-19	135	132	98%	2040	1996	98%
All program completers, 2017-18	131	131	100%	2133	2097	98%
All program completers, 2016-17	119	118	99%	2262	2218	98%

Note: In cases where there are less than ten students taking the assessment or license/certificate, the number passing and pass rate are not reported.

¹ Number of completers taking one or more assessments within their area of specialization.

² Summary level "Number Taking Assessment" may differ from assessment level "Number Taking Assessment" because each student is counted once at the summary level but may be counted in multiple assessments at the assessment level.

Single Assessment Institution-Level Pass Rate Data: Traditional Teacher Preparation Program Within IHE


	HEOA - Title II 2018 - 2019 Academic Year
	Institution Name
	Institution Code
	State

UNIVERSITY OF TENNESSEE - MARTIN
1844
Tennessee


February 3, 2020

Assessment Information ¹	Group	Number Taking Assessment	Number Passing Assessment	Institutional Pass Rate	Institutional Average Scaled Score	Assessment Cut Score ²	Statewide			
							Number Taking Assessment	Number Passing Assessment	Statewide Pass Rate	Statewide Average Scaled Score
AGRICULTURE (5701) Test Company: ETS Score Range: 100-200	All enrolled students who have completed all nonclinical courses, 2018-19						1			
	Other enrolled students, 2018-19						6			
	All program completers, 2018-19	3				147	18	18	100%	164
	All program completers, 2017-18	6				147	14	14	100%	166
	All program completers, 2016-17	2				147	12	12	100%	171
ART CONTENT AND ANALYSIS (5135) Test Company: ETS Score Range: 100-200	All enrolled students who have completed all nonclinical courses, 2018-19						7			
	Other enrolled students, 2018-19	4				161	24	16	67%	165
	All program completers, 2018-19	1				161	36	36	100%	170
	All program completers, 2017-18	2				161	33	32	97%	171
	All program completers, 2016-17	4				157	39	38	97%	170
BIOLOGY CONTENT KNOWLEDGE (0235) Test Company: ETS Score Range: 100-200	All enrolled students who have completed all nonclinical courses, 2018-19	1				148	10	10	100%	162
	Other enrolled students, 2018-19	1				148	31	29	94%	162
	All program completers, 2018-19						52	51	98%	166
	All program completers, 2017-18	1				148	54	54	100%	165
	All program completers, 2016-17	2				148	62	62	100%	168
BUSINESS ED CONTENT KNOWLEDGE (5101) Test Company: ETS Score Range: 100-200	All enrolled students who have completed all nonclinical courses, 2018-19	1				154	6			
	Other enrolled students, 2018-19						6			
	All program completers, 2018-19	2				154	15	15	100%	174
	All program completers, 2017-18	1				154	16	16	100%	170
	All program completers, 2016-17	1				154	19	19	100%	177

Single Assessment Institution-Level Pass Rate Data: Traditional Teacher Preparation Program Within IHE

		HEOA - Title II 2018 - 2019 Academic Year								
Institution Name		UNIVERSITY OF TENNESSEE - MARTIN								
Institution Code		1844								
State		Tennessee								
							Statewide February 3, 2020			
Assessment Information ¹	Group	Number Taking Assessment	Number Passing Assessment	Institutional Pass Rate	Institutional Average Scaled Score	Assessment Cut Score ²	Number Taking Assessment	Number Passing Assessment	Statewide Pass Rate	Statewide Average Scaled Score
CHEMISTRY CONTENT KNOWLEDGE (0245) Test Company: ETS Score Range: 100-200	All enrolled students who have completed all nonclinical courses, 2018-19	1				152	1			
	Other enrolled students, 2018-19						7			
	All program completers, 2018-19						17	17	100%	168
	All program completers, 2017-18						12	10	83%	167
	All program completers, 2016-17						18	18	100%	168
CHINESE (MANDARIN) WORLD LANGUAGE (5665) Test Company: ETS Score Range: 100-200	All enrolled students who have completed all nonclinical courses, 2018-19									
	Other enrolled students, 2018-19						1			
	All program completers, 2018-19									
	All program completers, 2017-18									
	All program completers, 2016-17						2			
EARTH AND SPACE SCIENCES - CK (5571) Test Company: ETS Score Range: 100-200	All enrolled students who have completed all nonclinical courses, 2018-19									
	Other enrolled students, 2018-19						1			
	All program completers, 2018-19						3			
	All program completers, 2017-18						2			
	All program completers, 2016-17	1				146	4			
ECONOMICS (5911) Test Company: ETS Score Range: 100-200	All enrolled students who have completed all nonclinical courses, 2018-19									
	Other enrolled students, 2018-19						1			
	All program completers, 2018-19						1			
	All program completers, 2017-18						1			
	All program completers, 2016-17						1			

Single Assessment Institution-Level Pass Rate Data: *Traditional Teacher Preparation Program Within IHE*


	HEOA - Title II 2018 - 2019 Academic Year
	Institution Name
	Institution Code
	State

UNIVERSITY OF TENNESSEE - MARTIN
1844
Tennessee


February 3, 2020

Assessment Information ¹	Group	Number Taking Assessment	Number Passing Assessment	Institutional Pass Rate	Institutional Average Scaled Score	Assessment Cut Score ²	Statewide			
							Number Taking Assessment	Number Passing Assessment	Statewide Pass Rate	Statewide Average Scaled Score
ED OF DEAF AND HARD OF HEARING (5272) Test Company: ETS Score Range: 100-200	All enrolled students who have completed all nonclinical courses, 2018-19									
	Other enrolled students, 2018-19						11	9	82%	168
	All program completers, 2018-19						8			
	All program completers, 2017-18						1			
	All program completers, 2016-17						6			
EDUCATION OF YOUNG CHILDREN (DISCONTINUED) (5021) Test Company: ETS Score Range: 100-200	All enrolled students who have completed all nonclinical courses, 2018-19									
	Other enrolled students, 2018-19									
	All program completers, 2018-19									
	All program completers, 2017-18						1			
	All program completers, 2016-17						4			
EDUCATION OF YOUNG CHILDREN (5024) Test Company: ETS Score Range: 100-200	All enrolled students who have completed all nonclinical courses, 2018-19						54	51	94%	170
	Other enrolled students, 2018-19	3				160	105	89	85%	170
	All program completers, 2018-19	12	12	100%	171	160	168	163	97%	172
	All program completers, 2017-18	6				160	233	232	100%	172
	All program completers, 2016-17	6				160	237	230	97%	172
ELEM ED CONTENT KNOWLEDGE (DISCONTINUED) (5014) Test Company: ETS Score Range: 100-200	All enrolled students who have completed all nonclinical courses, 2018-19									
	Other enrolled students, 2018-19									
	All program completers, 2018-19									
	All program completers, 2017-18						3			
	All program completers, 2016-17	2				140	41	41	100%	159


Single Assessment Institution-Level Pass Rate Data: Traditional Teacher Preparation Program Within IHE

		HEOA - Title II 2018 - 2019 Academic Year									
Institution Name		UNIVERSITY OF TENNESSEE - MARTIN									
Institution Code		1844									
State		Tennessee									
							February 3, 2020				
Assessment Information ¹	Group	Number Taking Assessment	Number Passing Assessment	Institutional Pass Rate	Institutional Average Scaled Score	Assessment Cut Score ²	Statewide				
							Number Taking Assessment	Number Passing Assessment	Statewide Pass Rate	Statewide Average Scaled Score	
ELEM ED CONTENT KNOWLEDGE (5018) Test Company: ETS Score Range: 100-200	All enrolled students who have completed all nonclinical courses, 2018-19	12	12	100%	171	163	316	273	86%	170	
	Other enrolled students, 2018-19	41	27	66%	165	163	681	567	83%	171	
	All program completers, 2018-19	79	79	100%	172	163	1084	1074	99%	174	
	All program completers, 2017-18	49	49	100%	172	163	1137	1122	99%	174	
	All program completers, 2016-17	55	54	98%	172	163	1121	1103	98%	174	
ELEM ED CURR INSTRUC ASSESSMENT (DISC) (0011) Test Company: ETS Score Range: 100-200	All enrolled students who have completed all nonclinical courses, 2018-19										
	Other enrolled students, 2018-19										
	All program completers, 2018-19										
	All program completers, 2017-18										
	All program completers, 2016-17						5				
ELEM ED CURR INSTRUC ASSESSMENT (5017) Test Company: ETS Score Range: 100-200	All enrolled students who have completed all nonclinical courses, 2018-19	12	12	100%	170	153	158	158	100%	170	
	Other enrolled students, 2018-19	8				153	131	117	89%	169	
	All program completers, 2018-19	66	66	100%	169	153	901	901	100%	172	
	All program completers, 2017-18	44	44	100%	170	153	896	894	100%	172	
	All program completers, 2016-17	51	51	100%	170	153	904	901	100%	172	
ELEM ED MULTI SUBJ MATHEMATICS (5003) Test Company: ETS Score Range: 100-200	All enrolled students who have completed all nonclinical courses, 2018-19						38	33	87%	173	
	Other enrolled students, 2018-19	2				157	45	42	93%	176	
	All program completers, 2018-19						9				
	All program completers, 2017-18										
	All program completers, 2016-17										

Single Assessment Institution-Level Pass Rate Data: *Traditional Teacher Preparation Program Within IHE*

		HEOA - Title II 2018 - 2019 Academic Year								
Institution Name		UNIVERSITY OF TENNESSEE - MARTIN								
Institution Code		1844								
State		Tennessee								
							February 3, 2020			
Assessment Information ¹	Group	Number Taking Assessment	Number Passing Assessment	Institutional Pass Rate	Institutional Average Scaled Score	Assessment Cut Score ²	Statewide			
							Number Taking Assessment	Number Passing Assessment	Statewide Pass Rate	Statewide Average Scaled Score
ELEM ED MULTI SUBJ READING LANG ARTS (5002) Test Company: ETS Score Range: 100-200	All enrolled students who have completed all nonclinical courses, 2018-19						40	39	98%	172
	Other enrolled students, 2018-19	2				157	46	42	91%	170
	All program completers, 2018-19						9			
	All program completers, 2017-18									
	All program completers, 2016-17									
ELEM ED MULTI SUBJ SCIENCES (5005) Test Company: ETS Score Range: 100-200	All enrolled students who have completed all nonclinical courses, 2018-19						38	36	95%	172
	Other enrolled students, 2018-19	2				159	40	32	80%	169
	All program completers, 2018-19						8			
	All program completers, 2017-18									
	All program completers, 2016-17									
ELEM ED MULTI SUBJ SOCIAL STUDIES (5004) Test Company: ETS Score Range: 100-200	All enrolled students who have completed all nonclinical courses, 2018-19						38	36	95%	170
	Other enrolled students, 2018-19	2				155	39	30	77%	164
	All program completers, 2018-19						9			
	All program completers, 2017-18									
	All program completers, 2016-17									
ENG LANG LIT COMP CONTENT KNOWLEDGE (DISC) (0041) Test Company: ETS Score Range: 100-200	All enrolled students who have completed all nonclinical courses, 2018-19									
	Other enrolled students, 2018-19									
	All program completers, 2018-19									
	All program completers, 2017-18									
	All program completers, 2016-17						2			

Single Assessment Institution-Level Pass Rate Data: Traditional Teacher Preparation Program Within IHE


	HEOA - Title II 2018 - 2019 Academic Year
	Institution Name
	Institution Code
	State

UNIVERSITY OF TENNESSEE - MARTIN
1844
Tennessee

February 3, 2020

Assessment Information ¹	Group	Number Taking Assessment	Number Passing Assessment	Institutional Pass Rate	Institutional Average Scaled Score	Assessment Cut Score ²	Statewide			
							Number Taking Assessment	Number Passing Assessment	Statewide Pass Rate	Statewide Average Scaled Score
ENGLISH LANGUAGE ARTS: CK (5038) Test Company: ETS Score Range: 100-200	All enrolled students who have completed all nonclinical courses, 2018-19	1				167	37	36	97%	179
	Other enrolled students, 2018-19	3				167	77	75	97%	181
	All program completers, 2018-19	11	11	100%	178	167	137	137	100%	181
	All program completers, 2017-18	7				167	124	124	100%	183
	All program completers, 2016-17	4				167	150	150	100%	182
ENGLISH TO SPEAKERS OF OTHER LANGUAGES (DISC) (5361) Test Company: ETS Score Range: 100-200	All enrolled students who have completed all nonclinical courses, 2018-19									
	Other enrolled students, 2018-19									
	All program completers, 2018-19						1			
	All program completers, 2017-18						24	24	100%	162
	All program completers, 2016-17						67	67	100%	159
ENGLISH TO SPEAKERS OF OTHER LANGUAGES (5362) Test Company: ETS Score Range: 100-200	All enrolled students who have completed all nonclinical courses, 2018-19						9			
	Other enrolled students, 2018-19						26	25	96%	175
	All program completers, 2018-19						83	83	100%	176
	All program completers, 2017-18						70	70	100%	176
	All program completers, 2016-17						12	12	100%	184
FAMILY AND CONSUMER SCIENCES (5122) Test Company: ETS Score Range: 100-200	All enrolled students who have completed all nonclinical courses, 2018-19									
	Other enrolled students, 2018-19						2			
	All program completers, 2018-19						1			
	All program completers, 2017-18	4				153	9			
	All program completers, 2016-17	3				153	7			

Single Assessment Institution-Level Pass Rate Data: Traditional Teacher Preparation Program Within IHE


	HEOA - Title II 2018 - 2019 Academic Year
	Institution Name
	Institution Code
	State

UNIVERSITY OF TENNESSEE - MARTIN
1844
Tennessee


February 3, 2020

Assessment Information ¹	Group	Number Taking Assessment	Number Passing Assessment	Institutional Pass Rate	Institutional Average Scaled Score	Assessment Cut Score ²	Statewide				
							Number Taking Assessment	Number Passing Assessment	Statewide Pass Rate	Statewide Average Scaled Score	
FRENCH WORLD LANGUAGE (5174) Test Company: ETS Score Range: 100-200	All enrolled students who have completed all nonclinical courses, 2018-19										
	Other enrolled students, 2018-19										
	All program completers, 2018-19	1				160	2				
	All program completers, 2017-18						2				
	All program completers, 2016-17						5				
GEOGRAPHY (5921) Test Company: ETS Score Range: 100-200	All enrolled students who have completed all nonclinical courses, 2018-19						1				
	Other enrolled students, 2018-19						1				
	All program completers, 2018-19						2				
	All program completers, 2017-18						6				
	All program completers, 2016-17						5				
GERMAN WORLD LANGUAGE (5183) Test Company: ETS Score Range: 100-200	All enrolled students who have completed all nonclinical courses, 2018-19										
	Other enrolled students, 2018-19						1				
	All program completers, 2018-19										
	All program completers, 2017-18										
	All program completers, 2016-17										
GIFTED EDUCATION (5358) Test Company: ETS Score Range: 100-200	All enrolled students who have completed all nonclinical courses, 2018-19										
	Other enrolled students, 2018-19										
	All program completers, 2018-19										
	All program completers, 2017-18										
	All program completers, 2016-17							1			

Single Assessment Institution-Level Pass Rate Data: Traditional Teacher Preparation Program Within IHE

		HEOA - Title II 2018 - 2019 Academic Year								
Institution Name		UNIVERSITY OF TENNESSEE - MARTIN								
Institution Code		1844								
State		Tennessee								
							February 3, 2020			
Assessment Information ¹	Group	Number Taking Assessment	Number Passing Assessment	Institutional Pass Rate	Institutional Average Scaled Score	Assessment Cut Score ²	Statewide			
							Number Taking Assessment	Number Passing Assessment	Statewide Pass Rate	Statewide Average Scaled Score
GOVERNMENT POLITICAL SCIENCE (5931) Test Company: ETS Score Range: 100-200	All enrolled students who have completed all nonclinical courses, 2018-19						1			
	Other enrolled students, 2018-19						4			
	All program completers, 2018-19	1				149	14	14	100%	172
	All program completers, 2017-18	2				149	12	12	100%	171
	All program completers, 2016-17						15	15	100%	166
HEALTH EDUCATION (5551) Test Company: ETS Score Range: 100-200	All enrolled students who have completed all nonclinical courses, 2018-19	2				144	8			
	Other enrolled students, 2018-19	2				144	6			
	All program completers, 2018-19	4				144	22	22	100%	161
	All program completers, 2017-18	10	10	100%	163	144	36	36	100%	164
	All program completers, 2016-17	10	10	100%	153	144	40	40	100%	160
LATIN (5601) Test Company: ETS Score Range: 100-200	All enrolled students who have completed all nonclinical courses, 2018-19									
	Other enrolled students, 2018-19									
	All program completers, 2018-19						2			
	All program completers, 2017-18						1			
	All program completers, 2016-17						3			
LIBRARY MEDIA SPECIALIST (5311) Test Company: ETS Score Range: 100-200	All enrolled students who have completed all nonclinical courses, 2018-19									
	Other enrolled students, 2018-19						1			
	All program completers, 2018-19						3			
	All program completers, 2017-18						6			
	All program completers, 2016-17									

Single Assessment Institution-Level Pass Rate Data: Traditional Teacher Preparation Program Within IHE


	HEOA - Title II 2018 - 2019 Academic Year
	Institution Name
	Institution Code
	State

UNIVERSITY OF TENNESSEE - MARTIN
1844
Tennessee


February 3, 2020

Assessment Information ¹	Group	Number Taking Assessment	Number Passing Assessment	Institutional Pass Rate	Institutional Average Scaled Score	Assessment Cut Score ²	Statewide			
							Number Taking Assessment	Number Passing Assessment	Statewide Pass Rate	Statewide Average Scaled Score
MATHEMATICS CONTENT KNOWLEDGE (5161) Test Company: ETS Score Range: 100-200	All enrolled students who have completed all nonclinical courses, 2018-19						10	6	60%	157
	Other enrolled students, 2018-19	4				160	45	27	60%	161
	All program completers, 2018-19	2				160	51	50	98%	170
	All program completers, 2017-18	4				160	63	62	98%	170
	All program completers, 2016-17	1				160	72	69	96%	168
MIDDLE SCHOOL CONTENT KNOWLEDGE (5146) Test Company: ETS Score Range: 100-200	All enrolled students who have completed all nonclinical courses, 2018-19									
	Other enrolled students, 2018-19						4			
	All program completers, 2018-19						2			
	All program completers, 2017-18	14	14	100%	165	150	53	50	94%	163
	All program completers, 2016-17	12	12	100%	163	150	125	125	100%	167
MIDDLE SCHOOL ENG LANG ARTS (5047) Test Company: ETS Score Range: 100-200	All enrolled students who have completed all nonclinical courses, 2018-19						1			
	Other enrolled students, 2018-19	1				164	6			
	All program completers, 2018-19	1				164	5			
	All program completers, 2017-18						4			
	All program completers, 2016-17						1			
MIDDLE SCHOOL MATHEMATICS (5169) Test Company: ETS Score Range: 100-200	All enrolled students who have completed all nonclinical courses, 2018-19						12	11	92%	168
	Other enrolled students, 2018-19	2				165	26	21	81%	173
	All program completers, 2018-19	4				165	32	32	100%	175
	All program completers, 2017-18						12	12	100%	173
	All program completers, 2016-17						4			

Single Assessment Institution-Level Pass Rate Data: Traditional Teacher Preparation Program Within IHE

		HEOA - Title II 2018 - 2019 Academic Year								
Institution Name		UNIVERSITY OF TENNESSEE - MARTIN								
Institution Code		1844								
State		Tennessee								
							<i>February 3, 2020</i>			
Assessment Information ¹	Group	Number Taking Assessment	Number Passing Assessment	Institutional Pass Rate	Institutional Average Scaled Score	Assessment Cut Score ²	Statewide			
							Number Taking Assessment	Number Passing Assessment	Statewide Pass Rate	Statewide Average Scaled Score
MIDDLE SCHOOL SCIENCE (5440) Test Company: ETS Score Range: 100-200	All enrolled students who have completed all nonclinical courses, 2018-19						1			
	Other enrolled students, 2018-19						9			
	All program completers, 2018-19						9			
	All program completers, 2017-18						8			
	All program completers, 2016-17						1			
MIDDLE SCHOOL SOCIAL STUDIES (5089) Test Company: ETS Score Range: 100-200	All enrolled students who have completed all nonclinical courses, 2018-19						1			
	Other enrolled students, 2018-19						7			
	All program completers, 2018-19	3				146	7			
	All program completers, 2017-18						4			
	All program completers, 2016-17									
MUSIC CONTENT & INSTRUCTION (5114) Test Company: ETS Score Range: 100-200	All enrolled students who have completed all nonclinical courses, 2018-19	3				162	17	17	100%	172
	Other enrolled students, 2018-19	8				162	48	34	71%	165
	All program completers, 2018-19	9				162	117	115	98%	171
	All program completers, 2017-18	10	10	100%	169	162	99	99	100%	170
	All program completers, 2016-17	7				162	142	134	94%	170
PHYSICAL ED CONTENT AND DESIGN (5095) Test Company: ETS Score Range: 100-200	All enrolled students who have completed all nonclinical courses, 2018-19	2				169	28	23	82%	173
	Other enrolled students, 2018-19	2				169	39	23	59%	168
	All program completers, 2018-19	4				169	83	79	95%	174
	All program completers, 2017-18	10	10	100%	172	169	80	76	95%	172
	All program completers, 2016-17	10	10	100%	170	164	102	100	98%	170

Single Assessment Institution-Level Pass Rate Data: Traditional Teacher Preparation Program Within IHE


	HEOA - Title II 2018 - 2019 Academic Year
	Institution Name
	Institution Code
	State

UNIVERSITY OF TENNESSEE - MARTIN
1844
Tennessee

February 3, 2020

Assessment Information ¹	Group	Number Taking Assessment	Number Passing Assessment	Institutional Pass Rate	Institutional Average Scaled Score	Assessment Cut Score ²	Statewide			
							Number Taking Assessment	Number Passing Assessment	Statewide Pass Rate	Statewide Average Scaled Score
PHYSICS CONTENT KNOWLEDGE (5265) Test Company: ETS Score Range: 100-200	All enrolled students who have completed all nonclinical courses, 2018-19									
	Other enrolled students, 2018-19									
	All program completers, 2018-19						7			
	All program completers, 2017-18						3			
	All program completers, 2016-17						7			
PRINC LEARNING AND TEACHING 5-9 (5623) Test Company: ETS Score Range: 100-200	All enrolled students who have completed all nonclinical courses, 2018-19						2			
	Other enrolled students, 2018-19	1				160	8			
	All program completers, 2018-19	10	9	90%	168	160	31	30	97%	173
	All program completers, 2017-18	13	13	100%	173	160	63	62	98%	174
	All program completers, 2016-17	12	12	100%	171	158	110	108	98%	175
PRINC LEARNING AND TEACHING 7-12 (5624) Test Company: ETS Score Range: 100-200	All enrolled students who have completed all nonclinical courses, 2018-19	3				157	34	34	100%	174
	Other enrolled students, 2018-19	3				157	65	62	95%	170
	All program completers, 2018-19	35	35	100%	174	157	215	214	100%	176
	All program completers, 2017-18	51	51	100%	173	157	412	410	100%	177
	All program completers, 2016-17	40	40	100%	172	155	620	618	100%	175
PRINC LEARNING AND TEACHING EARLY CHILD (5621) Test Company: ETS Score Range: 100-200	All enrolled students who have completed all nonclinical courses, 2018-19						9			
	Other enrolled students, 2018-19	2				157	19	14	74%	164
	All program completers, 2018-19	13	13	100%	172	157	52	51	98%	170
	All program completers, 2017-18	11	11	100%	168	157	181	181	100%	171
	All program completers, 2016-17	7				155	204	201	99%	169

Single Assessment Institution-Level Pass Rate Data: Traditional Teacher Preparation Program Within IHE


	HEOA - Title II 2018 - 2019 Academic Year
	Institution Name
	Institution Code
	State

UNIVERSITY OF TENNESSEE - MARTIN
1844
Tennessee


February 3, 2020

Assessment Information ¹	Group	Number Taking Assessment	Number Passing Assessment	Institutional Pass Rate	Institutional Average Scaled Score	Assessment Cut Score ²	Statewide			
							Number Taking Assessment	Number Passing Assessment	Statewide Pass Rate	Statewide Average Scaled Score
PRINC LEARNING AND TEACHING K-6 (5622) Test Company: ETS Score Range: 100-200	All enrolled students who have completed all nonclinical courses, 2018-19	9				160	81	78	96%	175
	Other enrolled students, 2018-19	9				160	109	91	83%	170
	All program completers, 2018-19	59	58	98%	174	160	360	357	99%	177
	All program completers, 2017-18	56	56	100%	175	160	604	603	100%	176
	All program completers, 2016-17	60	60	100%	174	158	1040	1038	100%	176
PSYCHOLOGY (5391) Test Company: ETS Score Range: 100-200	All enrolled students who have completed all nonclinical courses, 2018-19									
	Other enrolled students, 2018-19						3			
	All program completers, 2018-19						5			
	All program completers, 2017-18						1			
	All program completers, 2016-17						2			
READING ACROSS CURRICULUM ELEM (5201) Test Company: ETS Score Range: 100-200	All enrolled students who have completed all nonclinical courses, 2018-19									
	Other enrolled students, 2018-19									
	All program completers, 2018-19									
	All program completers, 2017-18									
	All program completers, 2016-17						4			
SE CK AND MILD TO MODERATE APPL (5543) Test Company: ETS Score Range: 100-200	All enrolled students who have completed all nonclinical courses, 2018-19						64	61	95%	169
	Other enrolled students, 2018-19						62	52	84%	169
	All program completers, 2018-19	4				158	143	143	100%	175
	All program completers, 2017-18	7				158	140	140	100%	173
	All program completers, 2016-17	3				153	128	127	99%	174


Single Assessment Institution-Level Pass Rate Data: Traditional Teacher Preparation Program Within IHE

		HEOA - Title II 2018 - 2019 Academic Year								
Institution Name		UNIVERSITY OF TENNESSEE - MARTIN								
Institution Code		1844								
State		Tennessee								
							Statewide February 3, 2020			
Assessment Information ¹	Group	Number Taking Assessment	Number Passing Assessment	Institutional Pass Rate	Institutional Average Scaled Score	Assessment Cut Score ²	Number Taking Assessment	Number Passing Assessment	Statewide Pass Rate	Statewide Average Scaled Score
SE CK AND SEVERE TO PROF APPL (5545) Test Company: ETS Score Range: 100-200	All enrolled students who have completed all nonclinical courses, 2018-19						6			
	Other enrolled students, 2018-19						41	41	100%	181
	All program completers, 2018-19						77	77	100%	178
	All program completers, 2017-18						92	92	100%	178
	All program completers, 2016-17						85	85	100%	179
SE CORE KNOWLEDGE & APPLICATIONS (5354) Test Company: ETS Score Range: 100-200	All enrolled students who have completed all nonclinical courses, 2018-19						16	16	100%	171
	Other enrolled students, 2018-19						39	38	97%	174
	All program completers, 2018-19	1				151	52	52	100%	176
	All program completers, 2017-18						94	94	100%	174
	All program completers, 2016-17						84	84	100%	173
SE TEACHING STU WVISUAL IMPAIRMENT (5282) Test Company: ETS Score Range: 100-200	All enrolled students who have completed all nonclinical courses, 2018-19									
	Other enrolled students, 2018-19									
	All program completers, 2018-19						2			
	All program completers, 2017-18						1			
	All program completers, 2016-17						1			
SE: PRESCHOOL EARLY CHILDHOOD (5691) Test Company: ETS Score Range: 100-200	All enrolled students who have completed all nonclinical courses, 2018-19						17	17	100%	171
	Other enrolled students, 2018-19						31	29	94%	170
	All program completers, 2018-19	1				159	44	44	100%	174
	All program completers, 2017-18						96	96	100%	173
	All program completers, 2016-17						84	82	98%	171


Single Assessment Institution-Level Pass Rate Data: Traditional Teacher Preparation Program Within IHE

		HEOA - Title II 2018 - 2019 Academic Year								
Institution Name		UNIVERSITY OF TENNESSEE - MARTIN								
Institution Code		1844								
State		Tennessee								
							Statewide February 3, 2020			
Assessment Information ¹	Group	Number Taking Assessment	Number Passing Assessment	Institutional Pass Rate	Institutional Average Scaled Score	Assessment Cut Score ²	Number Taking Assessment	Number Passing Assessment	Statewide Pass Rate	Statewide Average Scaled Score
SOCIOLOGY (5952) Test Company: ETS Score Range: 100-200	All enrolled students who have completed all nonclinical courses, 2018-19									
	Other enrolled students, 2018-19									
	All program completers, 2018-19									
	All program completers, 2017-18									
	All program completers, 2016-17						1			
SPANISH WORLD LANGUAGE (5195) Test Company: ETS Score Range: 100-200	All enrolled students who have completed all nonclinical courses, 2018-19						1			
	Other enrolled students, 2018-19						17	9	53%	167
	All program completers, 2018-19	3				163	11	9	82%	172
	All program completers, 2017-18						14	13	93%	174
	All program completers, 2016-17	1				163	15	13	87%	172
SPEECH LANGUAGE PATHOLOGY (5331) Test Company: ETS Score Range: 100-200	All enrolled students who have completed all nonclinical courses, 2018-19									
	Other enrolled students, 2018-19									
	All program completers, 2018-19									
	All program completers, 2017-18									
	All program completers, 2016-17						18	18	100%	174
TEACHING READING: ELEM EDUCATION (5203) Test Company: ETS Score Range: 100-200	All enrolled students who have completed all nonclinical courses, 2018-19	12	12	100%	173	162	344	330	96%	174
	Other enrolled students, 2018-19	59	51	86%	169	162	623	581	93%	174
	All program completers, 2018-19	92	92	100%	172	162	1287	1281	100%	176
	All program completers, 2017-18	71	71	100%	172	162	1349	1340	99%	177
	All program completers, 2016-17	73	73	100%	171	162	1380	1365	99%	175


Single Assessment Institution-Level Pass Rate Data: Traditional Teacher Preparation Program Within IHE

		HEOA - Title II 2018 - 2019 Academic Year								
Institution Name		UNIVERSITY OF TENNESSEE - MARTIN								
Institution Code		1844								
State		Tennessee								
							<i>February 3, 2020</i>			
Assessment Information ¹	Group	Number Taking Assessment	Number Passing Assessment	Institutional Pass Rate	Institutional Average Scaled Score	Assessment Cut Score ²	Statewide			
							Number Taking Assessment	Number Passing Assessment	Statewide Pass Rate	Statewide Average Scaled Score
TECHNOLOGY EDUCATION (5051) Test Company: ETS Score Range: 100-200	All enrolled students who have completed all nonclinical courses, 2018-19									
	Other enrolled students, 2018-19						1			
	All program completers, 2018-19									
	All program completers, 2017-18									
	All program completers, 2016-17									
THEATRE (5641) Test Company: ETS Score Range: 100-200	All enrolled students who have completed all nonclinical courses, 2018-19						2			
	Other enrolled students, 2018-19						4			
	All program completers, 2018-19						6			
	All program completers, 2017-18						10	10	100%	171
	All program completers, 2016-17						6			
WORLD AND U.S. HISTORY CK (5941) Test Company: ETS Score Range: 100-200	All enrolled students who have completed all nonclinical courses, 2018-19	5				157	38	29	76%	162
	Other enrolled students, 2018-19	1				157	92	63	68%	162
	All program completers, 2018-19	5				157	127	121	95%	166
	All program completers, 2017-18	10	10	100%	161	157	151	146	97%	165
	All program completers, 2016-17	7				136	126	126	100%	159
EDTPA: AGRICULTURAL EDUCATION (TPA0100) Test Company: E.S. Pearson* Score Range: 15-75	All enrolled students who have completed all nonclinical courses, 2018-19									
	Other enrolled students, 2018-19									
	All program completers, 2018-19						14	14	100%	53
	All program completers, 2017-18						3			
	All program completers, 2016-17									


Single Assessment Institution-Level Pass Rate Data: Traditional Teacher Preparation Program Within IHE

		HEOA - Title II 2018 - 2019 Academic Year								
Institution Name		UNIVERSITY OF TENNESSEE - MARTIN								
Institution Code		1844								
State		Tennessee								
							<i>February 3, 2020</i>			
Assessment Information ¹	Group	Number Taking Assessment	Number Passing Assessment	Institutional Pass Rate	Institutional Average Scaled Score	Assessment Cut Score ²	Statewide			
							Number Taking Assessment	Number Passing Assessment	Statewide Pass Rate	Statewide Average Scaled Score
EDTPA: FAMILY AND CONSUMER SCIENCES (TPA0117) Test Company: E.S. Pearson* Score Range: 15-75	All enrolled students who have completed all nonclinical courses, 2018-19									
	Other enrolled students, 2018-19									
	All program completers, 2018-19									
	All program completers, 2017-18						3			
	All program completers, 2016-17									
EDTPA: BUSINESS EDUCATION (TPA0102) Test Company: E.S. Pearson* Score Range: 15-75	All enrolled students who have completed all nonclinical courses, 2018-19									
	Other enrolled students, 2018-19									
	All program completers, 2018-19						6			
	All program completers, 2017-18						3			
	All program completers, 2016-17									
EDTPA: CLASSICAL LANGUAGES (TPA0104) Test Company: E.S. Pearson* Score Range: 13-65	All enrolled students who have completed all nonclinical courses, 2018-19									
	Other enrolled students, 2018-19									
	All program completers, 2018-19						1			
	All program completers, 2017-18						1			
	All program completers, 2016-17									
EDTPA: EARLY CHILDHOOD (TPA0014) Test Company: E.S. Pearson* Score Range: 15-75	All enrolled students who have completed all nonclinical courses, 2018-19						1			
	Other enrolled students, 2018-19	1				37	2			
	All program completers, 2018-19	1				37	102	99	97%	45
	All program completers, 2017-18						55	55	100%	46
	All program completers, 2016-17									

Single Assessment Institution-Level Pass Rate Data: *Traditional Teacher Preparation Program Within IHE*

		HEOA - Title II 2018 - 2019 Academic Year								
Institution Name		UNIVERSITY OF TENNESSEE - MARTIN								
Institution Code		1844								
State		Tennessee								
							February 3, 2020			
Assessment Information ¹	Group	Number Taking Assessment	Number Passing Assessment	Institutional Pass Rate	Institutional Average Scaled Score	Assessment Cut Score ²	Statewide			
							Number Taking Assessment	Number Passing Assessment	Statewide Pass Rate	Statewide Average Scaled Score
EDTPA: ELEMENTARY EDUCATION (TPA0110) Test Company: E.S. Pearson* Score Range: 18-90	All enrolled students who have completed all nonclinical courses, 2018-19						1			
	Other enrolled students, 2018-19						1			
	All program completers, 2018-19	5				44	86	86	100%	55
	All program completers, 2017-18						42	42	100%	59
	All program completers, 2016-17									
EDTPA: ELEMENTARY LITERACY (TPA0001) Test Company: E.S. Pearson* Score Range: 15-75	All enrolled students who have completed all nonclinical courses, 2018-19									
	Other enrolled students, 2018-19									
	All program completers, 2018-19						237	237	100%	48
	All program completers, 2017-18						186	185	99%	48
	All program completers, 2016-17									
EDTPA: ELEMENTARY MATHEMATICS (TPA0002) Test Company: E.S. Pearson* Score Range: 15-75	All enrolled students who have completed all nonclinical courses, 2018-19						2			
	Other enrolled students, 2018-19	1				37	3			
	All program completers, 2018-19						248	248	100%	48
	All program completers, 2017-18						175	175	100%	48
	All program completers, 2016-17									
EDTPA: ENGLISH AS AN ADDITIONAL LANGUAGE (TPA0115) Test Company: E.S. Pearson* Score Range: 15-75	All enrolled students who have completed all nonclinical courses, 2018-19									
	Other enrolled students, 2018-19									
	All program completers, 2018-19						20	20	100%	53
	All program completers, 2017-18						9			
	All program completers, 2016-17									


Single Assessment Institution-Level Pass Rate Data: *Traditional Teacher Preparation Program Within IHE*

	HEOA - Title II 2018 - 2019 Academic Year	
	Institution Name	UNIVERSITY OF TENNESSEE - MARTIN
	Institution Code	1844
	State	Tennessee

February 3, 2020

Assessment Information ¹	Group	Number Taking Assessment	Number Passing Assessment	Institutional Pass Rate	Institutional Average Scaled Score	Assessment Cut Score ²	Statewide			
							Number Taking Assessment	Number Passing Assessment	Statewide Pass Rate	Statewide Average Scaled Score
EDTPA: HEALTH EDUCATION (TPA0119) Test Company: E.S. Pearson* Score Range: 15-75	All enrolled students who have completed all nonclinical courses, 2018-19									
	Other enrolled students, 2018-19									
	All program completers, 2018-19									
	All program completers, 2017-18						2			
	All program completers, 2016-17									
EDTPA: K-12 PERFORMING ARTS (TPA0021) Test Company: E.S. Pearson* Score Range: 15-75	All enrolled students who have completed all nonclinical courses, 2018-19									
	Other enrolled students, 2018-19						1			
	All program completers, 2018-19	3				37	78	77	99%	47
	All program completers, 2017-18						41	41	100%	48
	All program completers, 2016-17									
EDTPA: K-12 PHYSICAL EDUCATION (TPA0011) Test Company: E.S. Pearson* Score Range: 15-75	All enrolled students who have completed all nonclinical courses, 2018-19						1			
	Other enrolled students, 2018-19									
	All program completers, 2018-19	1				37	47	46	98%	43
	All program completers, 2017-18						21	21	100%	45
	All program completers, 2016-17									
EDTPA: LIBRARY SPECIALIST (TPA0127) Test Company: E.S. Pearson* Score Range: 15-75	All enrolled students who have completed all nonclinical courses, 2018-19									
	Other enrolled students, 2018-19									
	All program completers, 2018-19						1			
	All program completers, 2017-18						1			
	All program completers, 2016-17									

Single Assessment Institution-Level Pass Rate Data: *Traditional Teacher Preparation Program Within IHE*


	HEOA - Title II 2018 - 2019 Academic Year
	Institution Name
	Institution Code
	State

UNIVERSITY OF TENNESSEE - MARTIN
1844
Tennessee


February 3, 2020

Assessment Information ¹	Group	Number Taking Assessment	Number Passing Assessment	Institutional Pass Rate	Institutional Average Scaled Score	Assessment Cut Score ²	Statewide				
							Number Taking Assessment	Number Passing Assessment	Statewide Pass Rate	Statewide Average Scaled Score	
EDTPA: MIDDLE CHILDHOOD HISTORY-SOCIAL STUDIES (TPA0019) Test Company: E.S. Pearson* Score Range: 15-75	All enrolled students who have completed all nonclinical courses, 2018-19										
	Other enrolled students, 2018-19						1				
	All program completers, 2018-19	1				37	3				
	All program completers, 2017-18										
	All program completers, 2016-17										
EDTPA: MIDDLE CHILDHOOD MATHEMATICS (TPA0016) Test Company: E.S. Pearson* Score Range: 15-75	All enrolled students who have completed all nonclinical courses, 2018-19										
	Other enrolled students, 2018-19										
	All program completers, 2018-19	1				37	17	17	100%	48	
	All program completers, 2017-18						7				
	All program completers, 2016-17										
EDTPA: MIDDLE CHILDHOOD SCIENCE (TPA0017) Test Company: E.S. Pearson* Score Range: 15-75	All enrolled students who have completed all nonclinical courses, 2018-19										
	Other enrolled students, 2018-19										
	All program completers, 2018-19						6				
	All program completers, 2017-18										
	All program completers, 2016-17										
EDTPA: SECONDARY ENGLISH LANGUAGE ARTS (TPA0003) Test Company: E.S. Pearson* Score Range: 15-75	All enrolled students who have completed all nonclinical courses, 2018-19										
	Other enrolled students, 2018-19										
	All program completers, 2018-19	2				37	83	83	100%	50	
	All program completers, 2017-18						41	41	100%	51	
	All program completers, 2016-17										

Single Assessment Institution-Level Pass Rate Data: Traditional Teacher Preparation Program Within IHE

		HEOA - Title II 2018 - 2019 Academic Year								
Institution Name		UNIVERSITY OF TENNESSEE - MARTIN								
Institution Code		1844								
State		Tennessee								
							February 3, 2020			
Assessment Information ¹	Group	Number Taking Assessment	Number Passing Assessment	Institutional Pass Rate	Institutional Average Scaled Score	Assessment Cut Score ²	Statewide			
							Number Taking Assessment	Number Passing Assessment	Statewide Pass Rate	Statewide Average Scaled Score
EDTPA: SECONDARY HISTORY-SOCIAL STUDIES (TPA0004) Test Company: E.S. Pearson* Score Range: 15-75	All enrolled students who have completed all nonclinical courses, 2018-19									
	Other enrolled students, 2018-19						1			
	All program completers, 2018-19	1				37	79	79	100%	47
	All program completers, 2017-18						54	54	100%	47
	All program completers, 2016-17									
EDTPA: SECONDARY MATHEMATICS (TPA0005) Test Company: E.S. Pearson* Score Range: 15-75	All enrolled students who have completed all nonclinical courses, 2018-19									
	Other enrolled students, 2018-19	1				37	1			
	All program completers, 2018-19						38	37	97%	44
	All program completers, 2017-18						17	17	100%	45
	All program completers, 2016-17									
EDTPA: SECONDARY SCIENCE (TPA0006) Test Company: E.S. Pearson* Score Range: 15-75	All enrolled students who have completed all nonclinical courses, 2018-19									
	Other enrolled students, 2018-19									
	All program completers, 2018-19						54	54	100%	46
	All program completers, 2017-18						26	25	96%	45
	All program completers, 2016-17									
EDTPA: SPECIAL EDUCATION (TPA0012) Test Company: E.S. Pearson* Score Range: 15-75	All enrolled students who have completed all nonclinical courses, 2018-19									
	Other enrolled students, 2018-19									
	All program completers, 2018-19						140	137	98%	47
	All program completers, 2017-18						95	92	97%	47
	All program completers, 2016-17									

Single Assessment Institution-Level Pass Rate Data: Traditional Teacher Preparation Program Within IHE

		HEOA - Title II 2018 - 2019 Academic Year								
Institution Name		UNIVERSITY OF TENNESSEE - MARTIN								
Institution Code		1844								
State		Tennessee								
							February 3, 2020			
Assessment Information ¹	Group	Number Taking Assessment	Number Passing Assessment	Institutional Pass Rate	Institutional Average Scaled Score	Assessment Cut Score ²	Statewide			
							Number Taking Assessment	Number Passing Assessment	Statewide Pass Rate	Statewide Average Scaled Score
EDTPA: VISUAL ARTS (TPA0015) Test Company: E.S. Pearson* Score Range: 15-75	All enrolled students who have completed all nonclinical courses, 2018-19									
	Other enrolled students, 2018-19									
	All program completers, 2018-19	1				37	22	22	100%	52
	All program completers, 2017-18						12	12	100%	50
	All program completers, 2016-17									
EDTPA: WORLD LANGUAGES (TPA0020) Test Company: E.S. Pearson* Score Range: 13-65	All enrolled students who have completed all nonclinical courses, 2018-19									
	Other enrolled students, 2018-19						1			
	All program completers, 2018-19						3			
	All program completers, 2017-18						8			
	All program completers, 2016-17									
MATHEMATICS (MIDDLE GRADES AND EARLY SECONDARY) (ESP0105) Test Company: E.S. Pearson* Score Range: 100-300	All enrolled students who have completed all nonclinical courses, 2018-19									
	Other enrolled students, 2018-19						1			
	All program completers, 2018-19									
	All program completers, 2017-18									
	All program completers, 2016-17									
MATHEMATICS (ESP0304) Test Company: E.S. Pearson* Score Range: 100-300	All enrolled students who have completed all nonclinical courses, 2018-19						2			
	Other enrolled students, 2018-19						3			
	All program completers, 2018-19						2			
	All program completers, 2017-18									
	All program completers, 2016-17									

Note: In cases where there are less than ten students taking the assessment or license/certificate, the number passing and pass rate are not reported.

¹Tests with multiple delivery options (computer, paper, etc.) will be noted with the assessment code for one format only.

²Cut scores may vary for groups depending upon when the cut scores are established by the state and when each group completed their teacher certification or licensure assessment.

*Questions regarding tests listed by this testing company must be addressed to your state Title II Coordinator.