

[Contact information](#) ▼

The mission of the Educator Preparation Program is to prepare educators in initial and advanced programs as facilitators of active learning for P-12 learners in diverse and inclusive communities. This mission encompasses excellence in a variety of learning and field placement settings, fosters an innovative and student-focused...

[Read more](#) ▼

From the founding in 1900 of Hall-Moody Institute, through the establishment in 1927 of UT Junior College, to today's status as a comprehensive public university, the University of Tennessee at Martin is committed to preparing students for success in the global economy. The University of Tennessee at Martin is centrally located between Memphis and Nashville and is just an hour's drive from Jackson and Paducah, Kentucky. It is one of the five campuses of the University of Tennessee system. UT Martin comprises five academic colleges: Agriculture and Applied Sciences; Business and Global Affairs; Education, Health, and Behavioral Sciences; Engineering and Natural Sciences; and Humanities and Fine Arts. UT Martin has an enrollment of over 7,300 students representing 44 states and 21 countries while offering more than 100 academic areas of study within 18 undergraduate degree programs. The UT Martin Educator Preparation Program offers Bachelor's of Science in Education degrees with a major in Integrated Studies available with a dozen concentrations which can lead to licenses in PreK-3, K-5, Middle Grades 6-8, or Special Education Interventionist K-12, music, art, dance, health and human performance, agriculture, family & consumer science, school counseling, instructional leadership, and many secondary endorsements. Job embedded opportunities are available by request from local education agencies. The UT Martin EPP New Teacher Program provides induction support to UTM completers and job-embedded students aimed to accelerate the success of new teachers and their students by providing structured and individualized assistance for two years after graduation. The purpose of the program is to increase teacher effectiveness during the early years by providing in-person and virtual resources that will improve teachers' classroom practice over time based on refinement areas. While the focus is on classroom teachers presently employed as the teacher of record in their respective school districts, the program is designed to enhance the EPP's continuous improvement efforts and strengthen EPP graduates' continued support. The program director will guide the exploration of instructional methods and techniques, encourage self-reflection and planning, improve classroom management skills, and boost professional growth.

Provider Type

Public

Endorsement Areas Offered

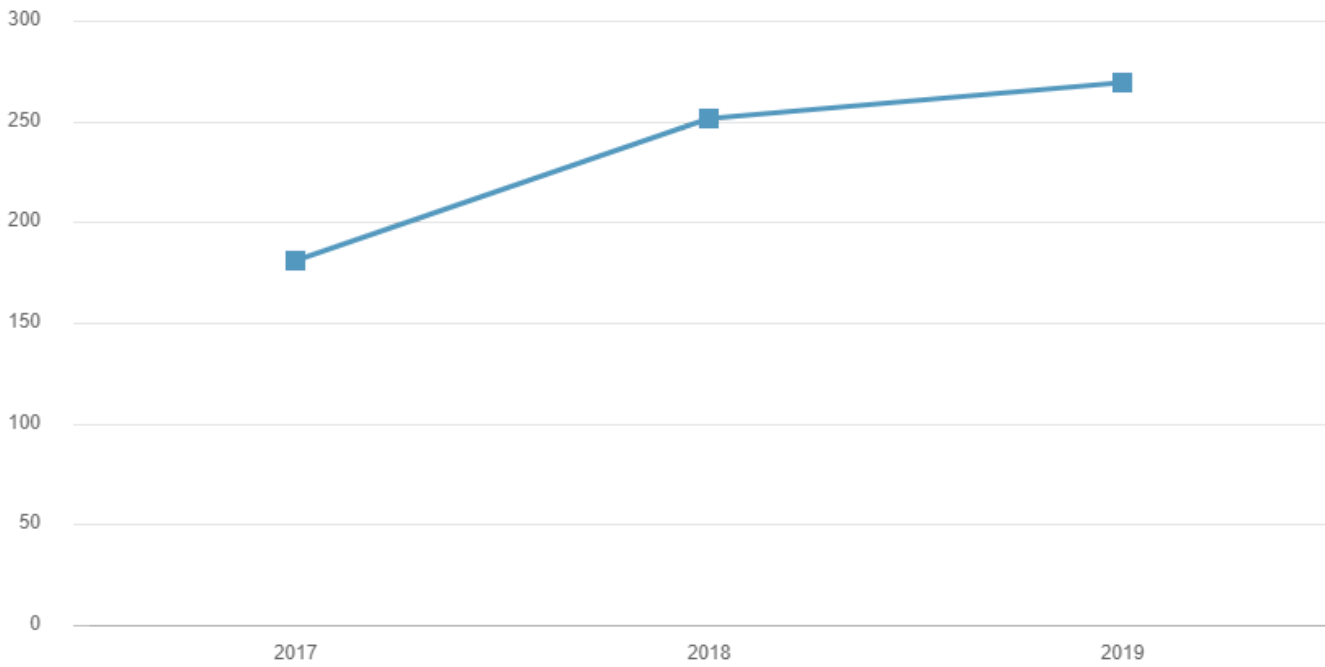
2-4 Cycle Engines	Geography
Agriculture/Agriscience	Gifted Education
Aircraft Maintenance	Government
Automotive	Graphic Design
Aviation Ground School	Health and Wellness
Barbering	Health Informatics
Biology	Health Science
Broadcasting	History
Business Education	HVAC
Carpentry	Information Technology
Chemistry	Instructional Leader
Collision Repair	Legal and Protective Services
Concrete/Masonry	Manufacturing
Cosmetology	Mathematics
Culinary Arts	Middle Grades Language Arts
Dance	Middle Grades Mathematics
Diesel Equipment	Middle Grades Science
Distribution and Logistics	Middle Grades Social Science
Drafting/CAD	Physical Education
Early Child Care & Services	Physics
Early Childhood Education	Plumbing
Earth Science	Programming
Economics	Public Health
Electrical	Reading Specialist
Elementary Education	School Counselor
English	School Social Worker
English as a Second Language	Spanish
Family and Consumer Sciences	Special Education - Interventionist
Fire Safety	Special Education Preschool/Early Childhood
Food Production & Management Services	Trade and Industrial Education
French	Visual Arts
General Music/Instrumental	Welding
General Music/Vocal	

Completer Placement Across Tennessee

Click here [here](#) for information about where this provider's cohort members are employed.

Teachers in 3-Year Cohort: 701

Completers Over Time



What is this metric?

This metric indicates the number of cohort members this provider had in each of the three years included in this report card.

Clinical Practice Type

Student Teaching



Internship

0%

Job-Embedded



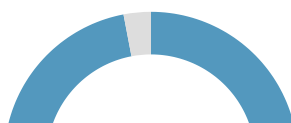
0%

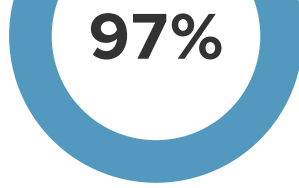
100%

What is this metric?

This metric reports the breakdown of cohort members based on the type of clinical practice they completed during their program.

Completers In-State





What is this metric?

This metric indicates the percentage of cohort members who report Tennessee as their state of residence.

powered by **hoonuit**

University of Tennessee - Martin

<http://www.utm.edu/ess>

Provider Type	Program Levels Offered	Address
Public	Baccalaureate Post-Baccalaureate	554 University St Martin, TN

The mission of the Educator Preparation Program is to prepare educators in initial and advanced programs as facilitators of active learning for P-12 learners in diverse and inclusive communities. This mission encompasses excellence in a variety of learning and field placement settings, fosters an innovative and student-focused learning community through coursework that is rigorous and standards-based, and integrates evidence-based educational practices in teaching and learning.

Provider Impact is unscored this year.

Due to the COVID-19 public health emergency and related school closures, no teacher evaluation data is available from the 2019-20 school year. The evaluation data shown below is from the 2016-17, 2017-18, and 2018-19 school years. This data is provided for informational purposes, but EPPs will not receive a rating or score based on it.

Candidate Profile

The Candidate Profile domain evaluates the provider's ability to recruit a strong, diverse cohort of candidates and prepare them to teach in the content areas of greatest need.

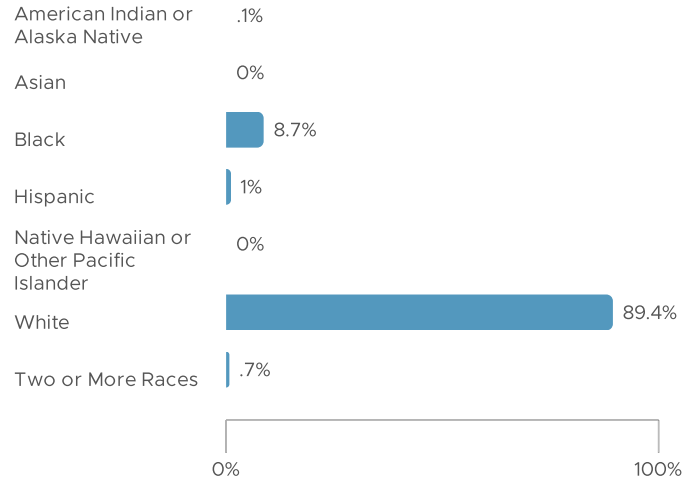
Performance

Does Not Meet Expectations

What is this metric?

The Candidate Profile domain evaluates the provider's ability to recruit a strong, diverse cohort of candidates and prepare them to teach in the content areas of greatest need.

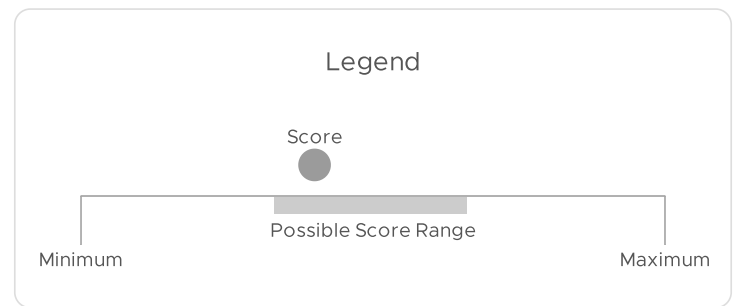
Cohort Members by Race



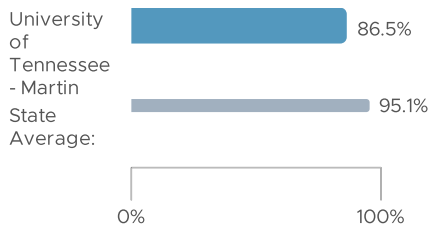
What does this mean?

This metric shows the racial and ethnic composition of the three-year cohort.

Scores below the scored range earn an EPP zero points. Scores within the scored range earn an EPP partial points proportionate to their score. Scores above the scored range earn an EPP maximum points.

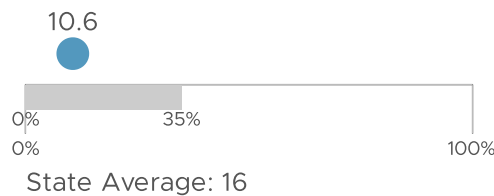


Percentage of Cohort with Qualifying Assessment Scores



This metric is unscored

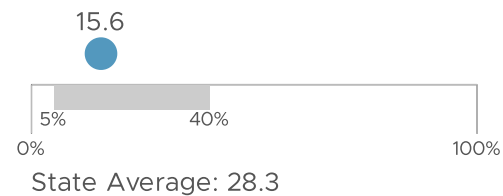
Percentage of Racially Diverse Completers



What does this mean?

The score of **10.6** earned this EPP **3.0** out of **10** points possible.

Percentage of High-Demand Endorsements



What does this mean?

The score of **15.6** earned this EPP **3.1** out of **10** points possible.

Employment

The Employment domain evaluates a provider's performance in preparing educators to begin and remain teaching in Tennessee public schools.

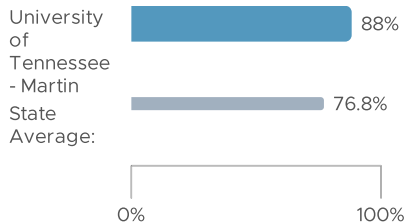
Performance

Exceeds Expectations

What does this mean?

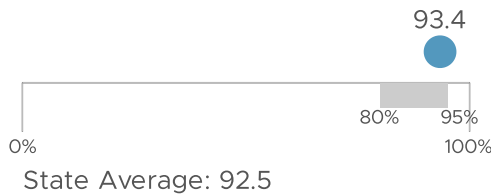
"Does Not Meet Expectations" means the provider received less than 50% of possible points. "Meets Expectations" means the provider received 50-74.9% of possible points. "Exceeds Expectations" means the provider received 75% or more of possible points.

Rate of First-Year Employment in Tennessee Public Schools



This metric is unscored

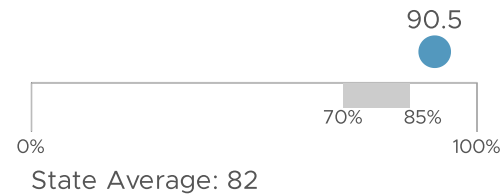
Second Year Retention Rate



What does this mean?

The score of **93.4** earned this EPP **8.0** out of **9** points possible.

Third Year Retention Rate



What does this mean?

The score of **90.5** earned this EPP **6.0** out of **6** points possible.

Candidate Assessment

The Candidate Assessment domain evaluates a provider's performance in preparing candidates to pass the pedagogical and content-area assessments required to obtain a Tennessee teaching license.

Performance

Meets Expectations

What does this mean?

"Does Not Meet Expectations" means the provider received less than 50% of possible points. "Meets Expectations" means the provider received 50-74.9% of possible points. "Exceeds Expectations" means the provider received 75% or more of possible points.

Pedagogical Assessment Pass Rate



What does this mean?

The score of **96.4** earned this EPP **5.8** out of **9** points possible.

Content Assessment Pass Rate



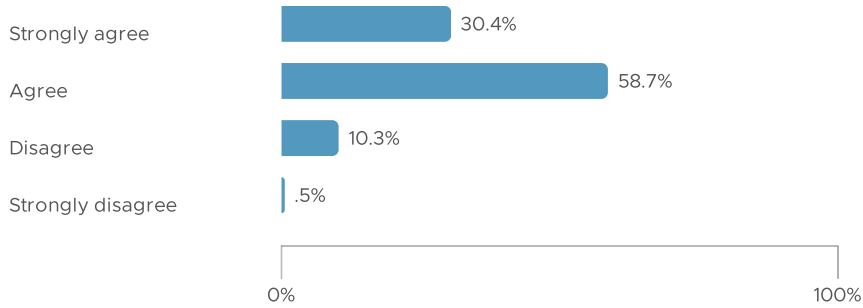
What does this mean?

The score of **89.7** earned this EPP **3.9** out of **6** points possible.

Satisfaction

The Satisfaction domain reports how well completers feel that their preparation program prepared them for teaching.

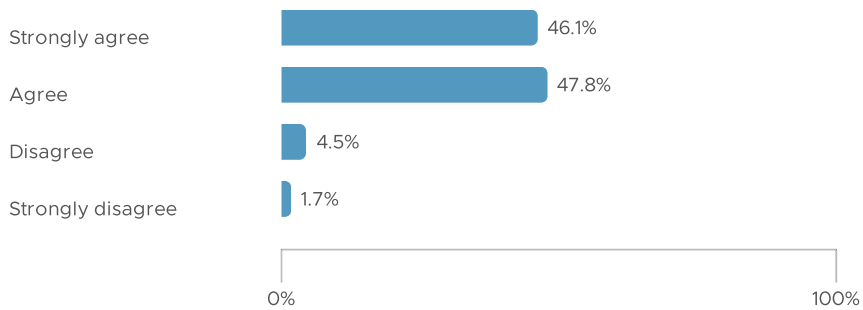
Preparedness from Coursework



What is this metric?

This metric reports how prepared cohort members felt by their EPP's coursework and program content.

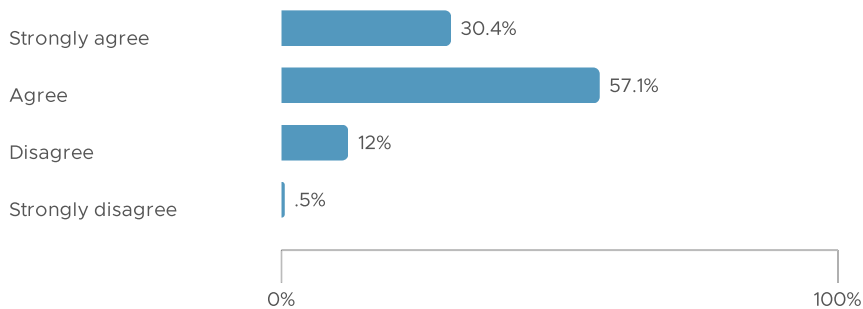
Preparedness from Clinical Experience



What is this metric?

This metric reports how prepared cohort members felt by their clinical experience.

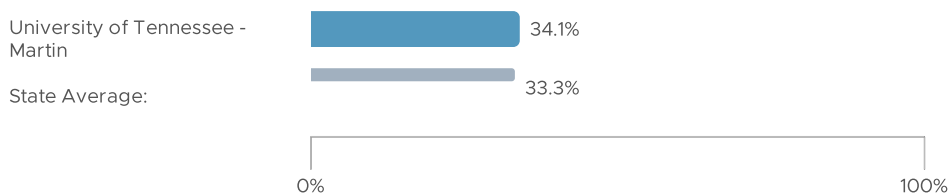
Overall Preparedness



What is this metric?

This metric reports how prepared cohort members felt overall.

Survey Response Rate



What is this metric?

Data for this domain come from the Tennessee Educator Survey. This metric shows the survey response rate for cohort members from this EPP who were employed in a Tennessee public school at the time the survey was administered (Spring 2020).

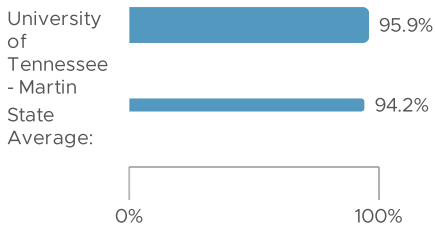
Provider Impact

The Provider Impact domain reports on the effectiveness of a provider's completers in Tennessee public school classrooms.

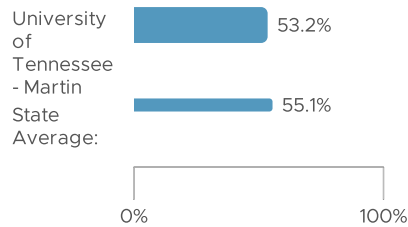
Provider Impact is unscored this year.

Due to the COVID-19 public health emergency and related school closures, no teacher evaluation data is available from the 2019-20 school year. The evaluation data shown below is from the 2016-17, 2017-18, and 2018-19 school years. This data is provided for informational purposes, but EPPs will not receive a rating or score based on it.

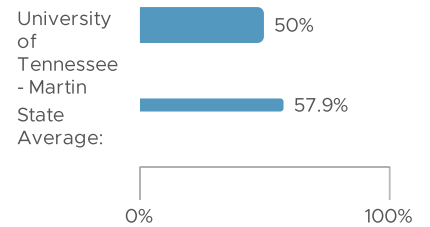
Percentage of Cohort Members whose Classroom Observation Scores are Level 3 or Above



Percentage of Cohort Members whose Classroom Observation Scores are Level 4 or Above

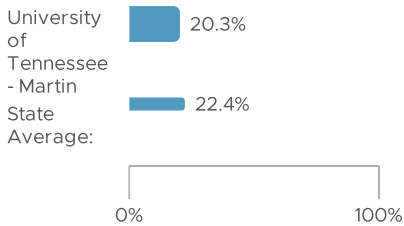


Percentage of Cohort Members whose Student Growth (TVAAS) Scores are Level 3 or Above



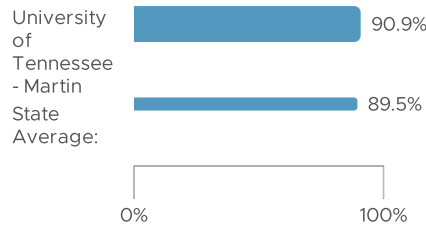
This metric is unscored

Percentage of Cohort Members whose Student Growth (TVAAS) Scores are Level 4 or Above



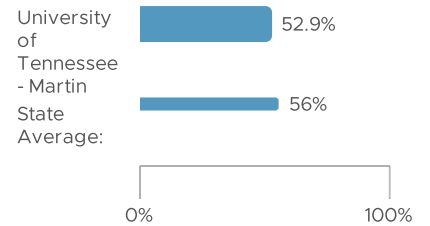
This metric is unscored

Percentage of Cohort Members whose LOE Scores are Level 3 or Above



This metric is unscored

Percentage of Cohort Members whose LOE Scores are Level 4 or Above



This metric is unscored

This metric is unscored

This metric is unscored



**2020 Educator Preparation Report Card
Overview of Changes**

Report Card Release Date: February 11, 2021

Overall Ratings

Due to the lack of teacher evaluation data from the 2019-20 school year, EPPs will not receive an overall performance rating this year.

Scoring Framework

Provider Impact metrics will still be reported, but their point value has been reduced to 0. The Candidate Assessment domain, which was previously unscored, is now a scored domain. Point values for Candidate Profile and Employment metrics are the same as last year.

Metric	Previous Point Value	New Point Value
Domain: Candidate Profile	20	20
Percent of Racially & Ethnically Diverse Completers	10	10
Percent of High-Demand Endorsements	10	10
Domain: Employment	15	15
Second-Year Retention	9	9
Third-Year Retention	6	6
Domain: Provider Impact	40	0
Classroom Observation Score of 3+	9	0
Classroom Observation Score 4-5	6	0
Student Growth (TVAAS) Score 3+	15	0
Student Growth (TVAAS) Score of 4-5	10	0
Domain: Candidate Assessment	0	15
Pedagogical Assessment Pass Rate	0	9
Content Assessment Pass Rate	0	6

Domain Ratings

While EPPs will not receive an overall rating, they will receive a rating in each of the three scored domains (Candidate Profile, Employment, and Candidate Assessment).

Rating	Percent of Points Earned
Exceeds Expectations	75%-100%
Meets Expectations	50%-74.9%
Does Not Meet Expectations	0%-49.9%

Performance Benchmarks

As in previous years, each metric has both a **floor** and a **target**.

- EPPs at or below the floor for a particular metric will receive 0 points for that metric.
- EPPs at or above the target for a particular metric will receive full points for that metric.
- EPPs between the floor and the target will receive a proportional amount of points.

To meet expectations on a metric, an EPP must receive at least 50% of possible points.

To exceed expectations on a metric, an EPP must receive at least 75% of possible points.

Performance benchmarks were set based on **three-year averages** (not including the current year). These averages were rounded to produce the final benchmarks shown below.

Metric	Floor (minimum to receive points)	Meets Expectations	Exceeds Expectations	Target (maximum points)
Percent of Racially & Ethnically Diverse Completers	0%	17.5%	26.25%	35%
Percent of High-Demand Endorsements	5%	22.5%	31.25%	40%
Second-Year Retention	80%	87.5%	91.25%	95%
Third-Year Retention	70%	77.5%	81.25%	85%
Pedagogical Assessment Pass Rate	90%	95%	97.5%	100%
Content Assessment Pass Rate	80%	87.5%	91.25%	95%

New Disaggregations

For Provider Impact metrics:

- This year, observation and TVAAS metrics are disaggregated by endorsement cluster rather than by cohort. Disaggregation by cohort was not feasible due to the lack of data from 2019-20.

For Candidate Assessment metrics:

- Praxis PLT and edTPA have been combined into a single metric. However, you can still view disaggregated pass rates for each assessment.
- Content assessments are disaggregated into subject area assessments and literacy assessments.



2020 Educator Preparation Report Card

Employment Locations of Educator Preparation Providers' Recent Completers and Job-Embedded Candidates

Contents

Aquinas College.....	3
Austin Peay State University.....	3
Belmont University.....	3
Bethel University.....	4
Bryan College.....	5
Carson-Newman University.....	6
Christian Brothers University.....	7
Cumberland University.....	7
East Tennessee State University.....	8
Freed-Hardeman University.....	9
Johnson University.....	10
King University.....	11
Lee University.....	11
LeMoyne-Owen College.....	12
Lincoln Memorial University.....	12
Lipscomb University.....	13
Martin Methodist College.....	14
Maryville College.....	15
Memphis Teacher Residency.....	15
Middle Tennessee State University.....	15
Milligan University.....	17
Nashville Teacher Residency.....	18
Relay Graduate School of Education – Memphis.....	18
Relay Graduate School of Education – Nashville.....	19



Rutherford County Schools.....	19
South College	19
Southern Adventist University	20
Teach for America – Memphis.....	20
Teach for America – Nashville-Chattanooga	21
Tennessee State University.....	21
Tennessee Technological University.....	22
Tennessee Wesleyan University	24
Trevecca Nazarene University	24
Tusculum University.....	25
Union University	26
University of Memphis.....	27
University of Tennessee – Chattanooga	28
University of Tennessee – Knoxville	30
University of Tennessee – Martin.....	31
Vanderbilt University	34
Welch College	34
Western Governors University	35

Aquinas College

Local Education Agency (LEA)	Number of Teachers
Metro Nashville Public Schools	5
Wilson County	1

Austin Peay State University

Local Education Agency (LEA)	Number of Teachers
Cheatham County	25
Cumberland County	1
Dickson County	37
Freedom Preparatory Academy	1
Hamilton County	1
Henry County	1
Hickman County	3
Houston County	5
Humphreys County	4
Knox County	1
Maury County	2
Metro Nashville Public Schools	11
Montgomery County	212
Republic Charter Schools	1
Roane County	1
Robertson County	56
Rutherford County	4
Shelby County	2
Smith County	1
Stewart County	5
Sumner County	16
Tipton County	1
Trousdale County	1
Tullahoma	1
Wilson County	2

Belmont University

Local Education Agency (LEA)	Number of Teachers
Cheatham County	2
Collierville	1

Local Education Agency (LEA)	Number of Teachers
Hamilton County	2
Knowledge Academies	2
LEAD Public Schools	1
Madison County	1
Metro Nashville Public Schools	67
Montgomery County	2
Murfreesboro	1
Rutherford County	7
STEM Preparatory Academy	1
Shelby County	2
Smith County	1
Sumner County	4
Valor Collegiate Academies	1
Williamson County	7
Wilson County	2

Bethel University

Local Education Agency (LEA)	Number of Teachers
Achievement School District	4
Alamo	1
Bradford	1
Capstone Education Group	1
Cheatham County	1
Collierville	1
Decatur County	1
Dubois Consortium of Charter Schools	1
Dyer County	1
Dyersburg	1
Fayette County	1
Franklin County	1
Frayser Community Schools	1
Germantown	1
Green Dot Public Schools	1
Hamilton County	1
Haywood County	1
Henry County	6

Local Education Agency (LEA)	Number of Teachers
Hollow Rock - Bruceton	1
Humphreys County	1
Huntingdon	1
Lauderdale County	1
Lewis County	1
Madison County	8
McKenzie	1
McNairy County	1
Metro Nashville Public Schools	5
Montgomery County	2
Obion County	1
Paris	1
Republic Charter Schools	1
Rhea County	1
Shelby County	36
Sumner County	1
Tipton County	2
Warren County	1
Weakley County	1
West Carroll SSD	1
Williamson County	2
Wilson County	2

Bryan College

Local Education Agency (LEA)	Number of Teachers
Bedford County	1
Bradley County	1
Dayton	1
Emerald Charter Schools	1
Grundy County	1
Hamilton County	4
LEAD Public Schools	1
Meigs County	1
Rhea County	2
Robertson County	1
Sumner County	1



Local Education Agency (LEA)	Number of Teachers
Warren County	2
Wilson County	1

Carson-Newman University

Local Education Agency (LEA)	Number of Teachers
Alvin C York Institute	1
Anderson County	1
Bledsoe County	1
Blount County	3
Chattanooga Charter School of Excellence	1
Claiborne County	5
Cocke County	5
Dickson County	1
Grainger County	9
Greene County	4
Hamblen County	36
Hamilton County	6
Hancock County	2
Hardeman County	1
Hawkins County	6
Jefferson County	28
Johnson City	1
Johnson County	1
Kingsport	1
Knox County	57
Loudon County	3
Metro Nashville Public Schools	4
Montgomery County	2
Rhea County	1
Roane County	1
Robertson County	1
Rutherford County	3
Sevier County	21
Shelby County	1
Sullivan County	2
Sumner County	1

Local Education Agency (LEA)	Number of Teachers
Union County	6
Wilson County	1

Christian Brothers University

Local Education Agency (LEA)	Number of Teachers
Achievement School District	1
Bartlett	3
Collierville	4
Crosstown High School	1
Fayette County	1
Germantown	2
Gestalt Community Schools	2
Memphis Business Academy	1
Memphis Grizzlies Preparatory Charter School	1
Metro Nashville Public Schools	1
Promise Academy	3
Shelby County	29
Tipton County	1

Cumberland University

Local Education Agency (LEA)	Number of Teachers
Bedford County	1
Cheatham County	1
Coffee County	1
Cumberland County	1
DeKalb County	3
Fayetteville	1
Hickman County	1
Knowledge Academies	1
Knox County	1
Lebanon	11
Lewis County	1
Macon County	2
Marion County	1
Metro Nashville Public Schools	16
Murfreesboro	1

Local Education Agency (LEA)	Number of Teachers
Putnam County	1
Rhea County	1
Robertson County	4
Rutherford County	4
Stewart County	1
Sumner County	11
Trousdale County	6
Tullahoma	1
Warren County	6
Williamson County	3
Wilson County	42

East Tennessee State University

Local Education Agency (LEA)	Number of Teachers
Alcoa	1
Anderson County	2
Athens	1
Blount County	4
Bradley County	2
Bristol	6
Campbell County	1
Capstone Education Group	1
Carter County	19
Claiborne County	2
Cleveland	1
Cocke County	9
Department of Children's Services	1
Department of Corrections	1
Elizabethton	12
Emerald Charter Schools	2
Giles County	5
Grainger County	1
Greene County	12
Greeneville	6
Hamblen County	28
Hamilton County	5

Local Education Agency (LEA)	Number of Teachers
Hancock County	2
Hawkins County	25
Jefferson County	3
Johnson City	19
Johnson County	12
Kingsport	29
Knox County	18
Maury County	1
Metro Nashville Public Schools	1
Monroe County	1
Montgomery County	1
Newport	3
Oak Ridge	1
Promise Academy	1
Rogersville	2
Rutherford County	1
Scott County	1
Sevier County	25
Shelby County	2
Sullivan County	29
Sumner County	1
Unicoi County	2
Union County	1
Washington County	40
White County	1
Williamson County	2
Wilson County	1

Freed-Hardeman University

Local Education Agency (LEA)	Number of Teachers
Achievement School District	2
Bedford County	1
Chester County	9
Coffee County	1
Collierville	2
Dickson County	4

Local Education Agency (LEA)	Number of Teachers
Dyer County	1
Fayette County	1
Frayser Community Schools	1
Gestalt Community Schools	1
Hamilton County	1
Hardeman County	3
Hardin County	1
Haywood County	2
Henderson County	4
Hickman County	5
Lewis County	1
Lexington	1
Madison County	10
Montgomery County	1
Robertson County	1
Rutherford County	9
Shelby County	28
Tipton County	1
Trenton	2
Wayne County	1
Weakley County	1

Johnson University

Local Education Agency (LEA)	Number of Teachers
Anderson County	1
Blount County	2
Clinton	2
Cocke County	1
Emerald Charter Schools	3
Franklin SSD	1
Hamblen County	1
Hamilton County	1
Kingsport	1
Knox County	31
Metro Nashville Public Schools	1
Monroe County	1

Local Education Agency (LEA)	Number of Teachers
Murfreesboro	2
Sevier County	11
Sweetwater	1
Union County	1

King University

Local Education Agency (LEA)	Number of Teachers
Bristol	7
Campbell County	1
Carter County	5
Claiborne County	1
Emerald Charter Schools	1
Hamilton County	1
Hancock County	1
Hawkins County	4
Johnson City	1
Johnson County	2
Kingsport	2
Knox County	2
Sullivan County	9
Washington County	2

Lee University

Local Education Agency (LEA)	Number of Teachers
Aspire Public Schools	1
Athens	5
Bedford County	1
Bledsoe County	1
Blount County	2
Bradley County	55
Chattanooga Girls Leadership Academy	1
Cleveland	20
Clinton	1
Cocke County	1
Dayton	2
Dickson County	1

Local Education Agency (LEA)	Number of Teachers
Etowah	1
Greene County	1
Hamilton County	149
Humboldt	1
Knox County	1
Lenoir City	2
Loudon County	1
Madison County	1
Marion County	1
Maryville	2
Maury County	2
McMinn County	23
Meigs County	2
Metro Nashville Public Schools	5
Monroe County	5
Montgomery County	1
Polk County	5
Rhea County	3
Rutherford County	5
Tipton County	1
Tullahoma	2
Williamson County	5
Wilson County	1

LeMoyne-Owen College

Local Education Agency (LEA)	Number of Teachers
Achievement School District	2
City University Schools	2
Green Dot Public Schools	1
Libertas School	1
Shelby County	39

Lincoln Memorial University

Local Education Agency (LEA)	Number of Teachers
Alcoa	1
Anderson County	6

Local Education Agency (LEA)	Number of Teachers
Bledsoe County	1
Blount County	3
Bradley County	3
Campbell County	4
Claiborne County	18
Cleveland	1
Emerald Charter Schools	1
Grainger County	2
Hamblen County	3
Hamilton County	1
Hancock County	1
Hawkins County	1
Knox County	44
Lenoir City	1
Loudon County	2
Madison County	1
Maryville	2
McMinn County	1
Meigs County	1
Roane County	3
Scott County	1
Sevier County	2
Unicoi County	1
Union County	5
Washington County	1
Williamson County	1
Wilson County	1

Lipscomb University

Local Education Agency (LEA)	Number of Teachers
Achievement School District	3
Cheatham County	6
Collierville	1
Department Of Children's Services	1
Dickson County	3
Franklin County	1

Local Education Agency (LEA)	Number of Teachers
Franklin SSD	1
Germantown	1
Hamilton County	15
Hickman County	1
KIPP Nashville	4
Knowledge Academies	4
Knox County	1
LEAD Public Schools	13
Lincoln County	1
Marshall County	1
Martha O'Bryan Center	1
Maury County	6
Metro Nashville Public Schools	385
Montgomery County	2
Murfreesboro	4
Republic Charter Schools	12
Rutherford County	11
STEM Preparatory Academy	2
Sequatchie County	1
Strive Collegiate Academy	1
Sumner County	12
Tullahoma	2
Valor Collegiate Academies	8
White County	1
Williamson County	54
Wilson County	8

Martin Methodist College

Local Education Agency (LEA)	Number of Teachers
Bedford County	2
Fayetteville	3
Franklin County	1
Giles County	11
Lawrence County	4
Marshall County	4
Maury County	5

Local Education Agency (LEA)	Number of Teachers
Murfreesboro	1
Rutherford County	1
Warren County	1

Maryville College

Local Education Agency (LEA)	Number of Teachers
Blount County	6
Emerald Charter Schools	1
Hamilton County	1
Knox County	10
Loudon County	2
Maryville	3
Metro Nashville Public Schools	1
Monroe County	1
Roane County	1
Sevier County	2
Shelby County	1
Sweetwater	2
Union County	1
Warren County	1
Williamson County	1
Wilson County	2

Memphis Teacher Residency

Local Education Agency (LEA)	Number of Teachers
Achievement School District	20
Aspire Public Schools	2
Capstone Education Group	8
Frayser Community Schools	2
Shelby County	85
Soulsville Charter School	1

Middle Tennessee State University

Local Education Agency (LEA)	Number of Teachers
Artesian Schools, Inc.	1

Local Education Agency (LEA)	Number of Teachers
Bartlett	1
Bedford County	47
Blount County	1
Cannon County	4
Cheatham County	2
Coffee County	18
Collierville	1
DeKalb County	1
Dickson County	4
Franklin County	10
Franklin SSD	3
Giles County	8
Greene County	1
Grundy County	5
Hamilton County	4
Hawkins County	1
Hickman County	7
Knowledge Academies	2
Knox County	3
Lawrence County	3
LEAD Public Schools	3
Lebanon	1
Lincoln County	7
Loudon County	1
Macon County	2
Manchester	2
Marion County	1
Marshall County	19
Maury County	31
Metro Nashville Public Schools	80
Montgomery County	2
Moore County	1
Murfreesboro	83
Putnam County	1
Roane County	1
Robertson County	2
Rutherford County	264

Local Education Agency (LEA)	Number of Teachers
Scott County	1
Sequatchie County	1
Shelby County	2
Smith County	2
STEM Preparatory Academy	2
Sumner County	15
Tulahoma	5
Warren County	6
Wayne County	2
Williamson County	50
Wilson County	39

Milligan University

Local Education Agency (LEA)	Number of Teachers
Anderson County	1
Blount County	1
Carter County	5
Cumberland County	1
Elizabethton	8
Greeneville	2
Hamblen County	2
Hamilton County	1
Hawkins County	1
Johnson City	9
Johnson County	4
Kingsport	7
Knox County	2
Metro Nashville Public Schools	1
Putnam County	1
Sullivan County	8
Unicoi County	1
Washington County	9
Wilson County	1

Nashville Teacher Residency

Local Education Agency (LEA)	Number of Teachers
Achievement School District	3
KIPP Nashville	1
Knowledge Academies	1
LEAD Public Schools	6
Metro Nashville Public Schools	13
Montgomery County	10
Nashville Classical	1
Republic Charter Schools	2
STEM Preparatory Academy	2
Valor Collegiate Academies	1

Relay Graduate School of Education – Memphis

Local Education Agency (LEA)	Number of Teachers
Achievement School District	11
Arlington	1
Aspire Public Schools	5
Frayser Community Schools	2
Freedom Preparatory Academy	2
Gestalt Community Schools	1
Granville T Woods Academy of Innovation Charter School	1
KIPP Memphis	3
Leadership Preparatory Charter School	1
Libertas School	3
Memphis College Preparatory	1
Memphis Delta Preparatory Charter School	3
Memphis Scholars	1
Memphis STEM Academy	2
Promise Academy	1
Shelby County	40
Soulsville Charter School	1

Relay Graduate School of Education – Nashville

Local Education Agency (LEA)	Number of Teachers
Achievement School District	1
Intrepid College Preparatory Charter School	8
KIPP Nashville	7
Martha O’Bryan Center	3
Metro Nashville Public Schools	63
Nashville Classical	5
Republic Charter Schools	17
Shelby County	2
STEM Preparatory Academy	5
Strive Collegiate Academy	2
Tennessee State Board of Education	1
Valor Collegiate Academies	2

Rutherford County Schools

Local Education Agency (LEA)	Number of Teachers
Rutherford County	17

South College

Local Education Agency (LEA)	Number of Teachers
Anderson County	3
Blount County	3
Campbell County	1
Hamblen County	1
Hamilton County	1
Knox County	11
Loudon County	1
Maryville	1
Metro Nashville Public Schools	1
Monroe County	1
Oak Ridge	2
Roane County	2
Sevier County	2
Shelby County	1

Southern Adventist University

Local Education Agency (LEA)	Number of Teachers
Chattanooga Charter School of Excellence	1
Hamilton County	7
Metro Nashville Public Schools	1

Teach for America – Memphis

Local Education Agency (LEA)	Number of Teachers
Achievement School District	26
Artesian Schools, Inc.	3
Aspire Public Schools	2
Aurora Collegiate Academy	2
Believe Memphis Academy Charter School	3
Capstone Education Group	3
Frayser Community Schools	1
Freedom Preparatory Academy	3
Gestalt Community Schools	15
GRAD Academy	1
Granville T Woods Academy Of Innovation Charter School	5
Green Dot Public Schools	3
KIPP Memphis	14
Leadership Preparatory Charter School	1
Memphis Academy of Health Sciences	5
Memphis Business Academy	1
Memphis College Preparatory	3
Memphis Delta Preparatory Charter School	2
Memphis Grizzlies Preparatory Charter School	2
Memphis Rise Academy	4
Memphis Scholars	6
Memphis School of Excellence	13
Memphis STEM Academy	2
Promise Academy	9
Shelby County	217
Soulsville Charter School	1
Tennessee State Board of Education	4

Local Education Agency (LEA)	Number of Teachers
Veritas College Preparatory	1

Teach for America – Nashville-Chattanooga

Local Education Agency (LEA)	Number of Teachers
Achievement School District	1
Hamilton County	13
Intrepid College Preparatory Charter School	5
KIPP Nashville	6
LEAD Public Schools	13
Martha O'Bryan Center	2
Metro Nashville Public Schools	184
Republic Charter Schools	13
STEM Preparatory Academy	4
Strive Collegiate Academy	1
Valor Collegiate Academies	5

Tennessee State University

Local Education Agency (LEA)	Number of Teachers
Achievement School District	1
Carter County	1
Cheatham County	4
Germantown	1
Hamilton County	2
Knowledge Academies	2
Macon County	8
Maury County	1
McMinn County	2
Metro Nashville Public Schools	55
Millington	1
Montgomery County	1
Roane County	1
Rutherford County	2
Shelby County	4
Sumner County	23
Trousdale County	2
Williamson County	6

Local Education Agency (LEA)	Number of Teachers
Wilson County	7

Tennessee Technological University

Local Education Agency (LEA)	Number of Teachers
Alvin C York Institute	1
Anderson County	16
Athens	1
Bedford County	10
Bledsoe County	3
Blount County	5
Bradley County	3
Campbell County	10
Cannon County	1
Carter County	1
Cheatham County	1
Clay County	9
Cleveland	3
Clinton	4
Cocke County	1
Coffee County	10
Cumberland County	38
Dayton	1
DeKalb County	21
Department of Children's Services	2
Department of Corrections	1
Dickson County	4
Emerald Charter Schools	3
Fayetteville	2
Fentress County	17
Franklin County	5
Giles County	1
Grundy County	10
Hamblen County	1
Hamilton County	36
Jackson County	5
Johnson City	1

Local Education Agency (LEA)	Number of Teachers
Kingsport	1
Knowledge Academies	1
Knox County	56
Lakeland	1
LEAD Public Schools	1
Lebanon	5
Lenoir City	2
Lincoln County	8
Loudon County	13
Macon County	10
Manchester	1
Marion County	5
Marshall County	1
Maury County	2
McMinn County	2
Memphis Scholars	1
Metro Nashville Public Schools	11
Montgomery County	6
Morgan County	8
Murfreesboro	3
Oak Ridge	1
Oneida	4
Overton County	10
Pickett County	1
Putnam County	71
Rhea County	12
Roane County	11
Robertson County	6
Rogersville	1
Rutherford County	15
Scott County	8
Sequatchie County	2
Sevier County	6
Shelby County	4
Smith County	10
Sullivan County	1
Sumner County	11

Local Education Agency (LEA)	Number of Teachers
Sweetwater	1
Trousdale County	11
Tullahoma	6
Union County	3
Van Buren County	4
Warren County	30
White County	22
Williamson County	5
Wilson County	33

Tennessee Wesleyan University

Local Education Agency (LEA)	Number of Teachers
Athens	7
Bradley County	2
Cleveland	1
Hamilton County	3
Loudon County	9
Marshall County	1
McMinn County	17
Meigs County	4
Monroe County	8
Montgomery County	2
Oak Ridge	1
Rhea County	1
Sweetwater	1

Trevecca Nazarene University

Local Education Agency (LEA)	Number of Teachers
Bedford County	1
Cheatham County	2
Hamilton County	1
Lewis County	1
Maury County	3
Metro Nashville Public Schools	38
Montgomery County	1
Murfreesboro	1

Local Education Agency (LEA)	Number of Teachers
Republic Charter Schools	3
Robertson County	7
Rutherford County	7
STEM Preparatory Academy	1
Sumner County	6
Williamson County	9
Wilson County	5

Tusculum University

Local Education Agency (LEA)	Number of Teachers
Anderson County	6
Blount County	3
Campbell County	4
Carter County	1
Claiborne County	5
Cocke County	2
Grainger County	5
Greene County	25
Greeneville	6
Hamblen County	16
Hamilton County	2
Hancock County	6
Hawkins County	14
Jefferson County	11
Johnson County	1
Kingsport	1
Knox County	25
Lenoir City	2
Loudon County	6
Marshall County	1
Maryville	1
Maury County	1
Morgan County	1
Newport	1
Oak Ridge	1
Roane County	4

Local Education Agency (LEA)	Number of Teachers
Rogersville	2
Rutherford County	1
Sevier County	10
Shelby County	1
Sullivan County	1
Sweetwater	2
Union County	3
Washington County	6
Williamson County	2

Union University

Local Education Agency (LEA)	Number of Teachers
Achievement School District	22
Alamo	1
Aspire Public Schools	2
Bartlett	2
Bells	2
Benton County	2
Bledsoe County	1
Capstone Education Group	8
Clay County	1
Collierville	1
Crockett County	2
Dickson County	1
Fayette County	4
Frayser Community Schools	2
Freedom Preparatory Academy	1
Gateway University	1
Germantown	1
Gestalt Community Schools	1
Gibson County SSD	6
Haywood County	4
Henderson County	2
Henry County	1
Humboldt	3
Knox County	1

Local Education Agency (LEA)	Number of Teachers
Lauderdale County	4
LEAD Public Schools	1
Lewis County	2
Loudon County	1
Madison County	30
McKenzie	1
Memphis Business Academy	2
Memphis School of Excellence	1
Metro Nashville Public Schools	6
Montgomery County	1
Robertson County	3
Rutherford County	2
Shelby County	115
Soulsville Charter School	1
STAR Academy	1
STEM Preparatory Academy	1
Sumner County	15
Tipton County	2
Trenton	1
Union City	1
Weakley County	1
West Carroll SSD	4
Williamson County	1
Wilson County	1

University of Memphis

Local Education Agency (LEA)	Number of Teachers
Achievement School District	4
Arlington	10
Bartlett	18
Bradford	1
Capstone Education Group	1
Chester County	2
City University Schools	1
Collierville	18
Crockett County	1

Local Education Agency (LEA)	Number of Teachers
Crosstown High School	1
Department of Children's Services	1
Dyer County	1
Dyersburg	1
Fayette County	5
Germantown	11
Gestalt Community Schools	2
Hardeman County	1
Hardin County	1
Haywood County	7
Houston County	1
Huntingdon	1
Knox County	2
Lake County	1
Lakeland	6
Lauderdale County	5
Libertas School	1
Madison County	17
Metro Nashville Public Schools	3
Milan	1
Millington	2
Rhea County	1
Shelby County	188
South Carroll	1
Tipton County	11
Williamson County	2

University of Tennessee – Chattanooga

Local Education Agency (LEA)	Number of Teachers
Anderson County	1
Arlington	1
Bledsoe County	1
Blount County	1
Bradley County	10
Chattanooga Girls Leadership Academy	3
Chattanooga Preparatory School	2

Local Education Agency (LEA)	Number of Teachers
Chester County	1
Cleveland	3
Clinton	1
Collierville	1
Dayton	2
DeKalb County	2
Dickson County	1
Franklin SSD	1
Germantown	1
Grainger County	1
Grundy County	2
Hamilton County	190
Hickman County	1
Ivy Academy, Inc.	1
Kingsport	2
Knox County	7
Lakeland	1
Lebanon	1
Loudon County	1
Madison County	1
Marion County	7
McMinn County	3
Meigs County	1
Metro Nashville Public Schools	9
Monroe County	1
Montgomery County	1
Polk County	2
Rhea County	8
Richard City	1
Roane County	1
Robertson County	1
Rutherford County	10
Sequatchie County	5
Sevier County	3
Shelby County	2
Sumner County	7
Tennessee School for Blind	1

Local Education Agency (LEA)	Number of Teachers
Tullahoma	2
Union City	1
Williamson County	11
Wilson County	3

University of Tennessee – Knoxville

Local Education Agency (LEA)	Number of Teachers
Alcoa	1
Anderson County	26
Athens	1
Blount County	9
Campbell County	1
Chattanooga Girls Leadership Academy	1
Chester County	1
Clinton	1
Cocke County	1
Collierville	2
Cumberland County	2
Dickson County	1
Fayetteville	2
Franklin SSD	1
Grainger County	1
Greene County	3
Greeneville	1
Hamblen County	4
Hamilton County	15
Johnson City	4
Kingsport	1
Knox County	185
Lawrence County	1
LEAD Public Schools	2
Lenoir City	10
Loudon County	5
Macon County	1
Maryville	2
Meigs County	1

Local Education Agency (LEA)	Number of Teachers
Memphis Grizzlies Preparatory Charter School	1
Metro Nashville Public Schools	19
Montgomery County	1
Morgan County	3
Murfreesboro	21
Oak Ridge	7
Polk County	1
Putnam County	1
Rhea County	1
Roane County	1
Robertson County	3
Rutherford County	6
Sevier County	12
Shelby County	9
Sumner County	6
Tullahoma	1
Union County	4
Washington County	1
Williamson County	15
Wilson County	8

University of Tennessee – Martin

Local Education Agency (LEA)	Number of Teachers
Alamo	2
Anderson County	1
Arlington	2
Artesian Schools, Inc.	1
Bartlett	4
Bedford County	2
Benton County	7
Bledsoe County	1
Blount County	2
Bradford	6
Bradley County	3
Campbell County	1
Cannon County	2

Local Education Agency (LEA)	Number of Teachers
Carroll County	2
Carter County	1
Cheatham County	1
Chester County	12
Cleveland	3
Coffee County	3
Collierville	3
Crockett County	8
Cumberland County	5
Decatur County	5
Department of Children's Services	1
Department of Corrections	5
Dickson County	8
Dyer County	13
Dyersburg	7
Fayette County	12
Franklin SSD	1
Germantown	1
Gibson County SSD	25
Giles County	3
Green Dot Public Schools	1
Greene County	2
Hamblen County	1
Hamilton County	8
Hardeman County Schools	9
Hardin County	17
Haywood County	9
Henderson County	10
Henry County	8
Hickman County	9
Hollow Rock - Bruceton	3
Houston County	2
Humboldt	5
Humphreys County	6
Huntingdon	5
Johnson County	1
Kaleidoscope School of Memphis	1

Local Education Agency (LEA)	Number of Teachers
Kingsport	1
Knox County	8
Lake County	11
Lakeland	1
Lauderdale County	24
Lawrence County	5
Leadership Preparatory Charter School	1
Lenoir City	1
Lewis County	7
Lexington	2
Lincoln County	1
Madison County	53
Marshall County	8
Maryville	1
Maury County	9
McKenzie	3
McNairy County	9
Memphis Grizzlies Preparatory Charter School	1
Metro Nashville Public Schools	18
Milan	12
Millington	2
Monroe County	1
Montgomery County	18
Moore County	2
Obion County	17
Paris	5
Perry County	5
Robertson County	14
Rutherford County	6
Sevier County	3
Shelby County	30
Smith County	3
Soulsville Charter School	1
South Carroll	3
Sullivan County	3
Sumner County	7
Tennessee School for the Deaf	1

Local Education Agency (LEA)	Number of Teachers
Tipton County	19
Trenton	5
Tullahoma	3
Union City	1
Washington County	1
Wayne County	2
Weakley County	26
West Carroll SSD	6
Williamson County	13
Wilson County	5

Vanderbilt University

Local Education Agency (LEA)	Number of Teachers
Bartlett	1
Cheatham County	1
Hamblen County	1
KIPP Nashville	2
LEAD Public Schools	1
Martha O'Bryan Center	1
Metro Nashville Public Schools	95
Republic Charter Schools	1
Rutherford County	3
Sumner County	5
Tennessee School for Blind	2
Williamson County	16
Wilson County	3

Welch College

Local Education Agency (LEA)	Number of Teachers
Cheatham County	1
Knox County	3
Macon County	1
Metro Nashville Public Schools	6
Montgomery County	3
Robertson County	1
Sumner County	1

Local Education Agency (LEA)	Number of Teachers
Wilson County	1

Western Governors University

Local Education Agency (LEA)	Number of Teachers
Anderson County	3
Bartlett	1
Benton County	2
Bledsoe County	1
Blount County	3
Bradley County	1
Campbell County	1
Cannon County	1
Carter County	1
Cheatham County	2
Claiborne County	1
Clay County	1
Cocke County	5
Crockett County	1
Cumberland County	3
Dayton	1
Department of Children's Services	1
Dickson County	3
Etowah	1
Fayette County	1
Fayetteville	1
Franklin County	1
Germantown	2
Giles County	3
Grundy County	2
Hamilton County	16
Hancock County	1
Hardeman County	3
Hickman County	5
Houston County	1
Humboldt	1
Kingsport	1

Local Education Agency (LEA)	Number of Teachers
Knox County	21
Lakeland	1
Lauderdale County	2
Lawrence County	1
Lebanon	1
Lewis County	2
Loudon County	1
Macon County	1
Madison County	2
Manchester	1
Marion County	1
Marshall County	1
Maryville	1
Maury County	2
McKenzie	1
McMinn County	4
Meigs County	1
Metro Nashville Public Schools	19
Monroe County	2
Montgomery County	5
Morgan County	1
Murfreesboro	2
Newport	1
Obion County	1
Putnam County	3
Rhea County	2
Robertson County	5
Rutherford County	5
Scott County	6
Sequatchie County	2
Sevier County	5
Shelby County	8
Smith County	4
Stewart County	1
Sumner County	5
Sweetwater	1
Tipton County	1

Local Education Agency (LEA)	Number of Teachers
Trousdale County	1
Union County	1
Warren County	1
Wayne County	2
Williamson County	4
Wilson County	8