

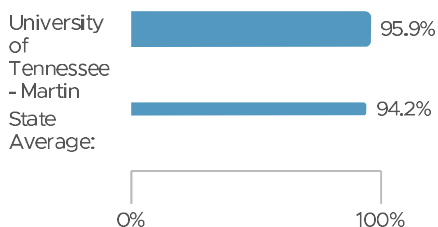
## Provider Impact

The Provider Impact domain reports on the effectiveness of a provider's completers in Tennessee public school classrooms.

Provider Impact is unscored this year.

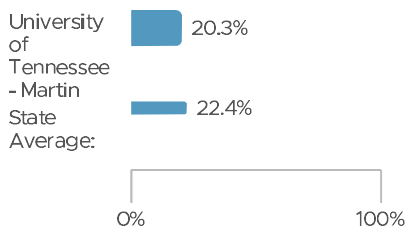
Due to the COVID-19 public health emergency and related school closures, no teacher evaluation data is available from the 2019-20 school year. The evaluation data shown below is from the 2016-17, 2017-18, and 2018-19 school years. This data is provided for informational purposes, but EPPs will not receive a rating or score based on it.

### Percentage of Cohort Members whose Classroom Observation Scores are Level 3 or Above



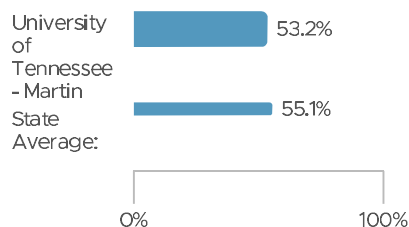
This metric is unscored

### Percentage of Cohort Members whose Student Growth (TVAAS) Scores are Level 4 or Above



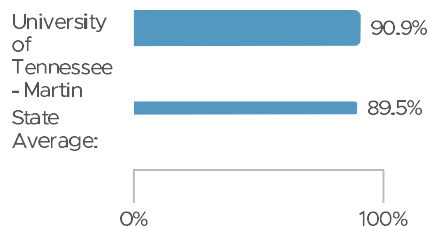
This metric is unscored

### Percentage of Cohort Members whose Classroom Observation Scores are Level 4 or Above



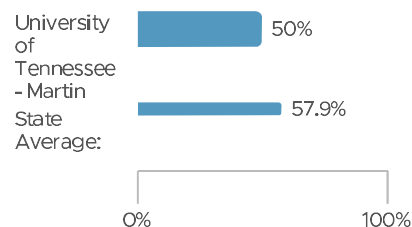
This metric is unscored

### Percentage of Cohort Members whose LOE Scores are Level 3 or Above



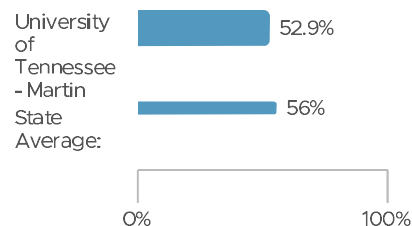
This metric is unscored

### Percentage of Cohort Members whose Student Growth (TVAAS) Scores are Level 3 or Above



This metric is unscored

### Percentage of Cohort Members whose LOE Scores are Level 4 or Above



This metric is unscored