

[Contact information](#) ▼

The mission of the Educator Preparation Program at the University of Tennessee at Martin is to prepare educators in initial and advanced programs as facilitators of active learning for P-12 learners in diverse and inclusive communities. This mission encompasses excellence in a variety of learning and field placement settings...

[Read more](#) ▼

The UT Martin Educator Preparation Program (EPP) prepares educators to become facilitators of active learning for P-12 learners through a variety of diverse field placement opportunities. These experiences are intended to provide candidates with the necessary knowledge and skills to effectively lead a classroom, collaborate with colleagues, and impact the community. Despite being a rural West TN institution, the UT Martin Educator Preparation program serves more than 35 school districts per semester representing a large footprint throughout the state. The UT Martin EPP has diversified our teacher preparation pathways to accommodate the recent need for licensed educators in all program areas across the state. Currently, UT Martin serves the largest job-embedded graduate program, as well as the largest CTE certification program in the state. Additionally, UT Martin's New Teacher Induction Program continues to provide unique support to program completers for the first two years following graduation in an effort to accelerate the success of new teachers, students, and school districts where they serve. This program enhances the EPP's continuous improvement efforts as well as primary and state partnerships with the LEAs we serve.

Provider Type

Public

Program Types Offered

Baccalaureate

Occupational

Post-Baccalaureate

Academic Endorsement Areas Offered

Agriculture/Agriscience

Biology

Business Education

Chemistry

Dance

Early Childhood Care & Services

Earth Science

Economics

Elementary Education

English

English as a Second Language

Family and Consumer Sciences

General Music/Instrumental
General Music/Vocal
Geography
Gifted Education
Government
Health and Wellness
History
Mathematics
Middle Grades Language Arts

Middle Grades Science
Middle Grades Social Science
Physical Education
Physics
Reading Specialist
Spanish
Special Education - Interventionist
Special Education Preschool/Early Childhood
Visual Arts

Occupational Endorsement Areas Offered

2-4 Cycle Engines
Aircraft Maintenance
Automotive
Aviation Ground School
Barbering
Broadcasting
Carpentry
Collision Repair
Concrete/Masonry
Cosmetology
Culinary Arts
Diesel Equipment
Distribution and Logistics
Drafting/CAD

Electrical
Fire Safety
Graphic Design
Health Informatics
Health Science
HVAC
Information Technology
Legal and Protective Services
Manufacturing
Plumbing
Programming
Public Health
Trade and Industrial Education
Welding

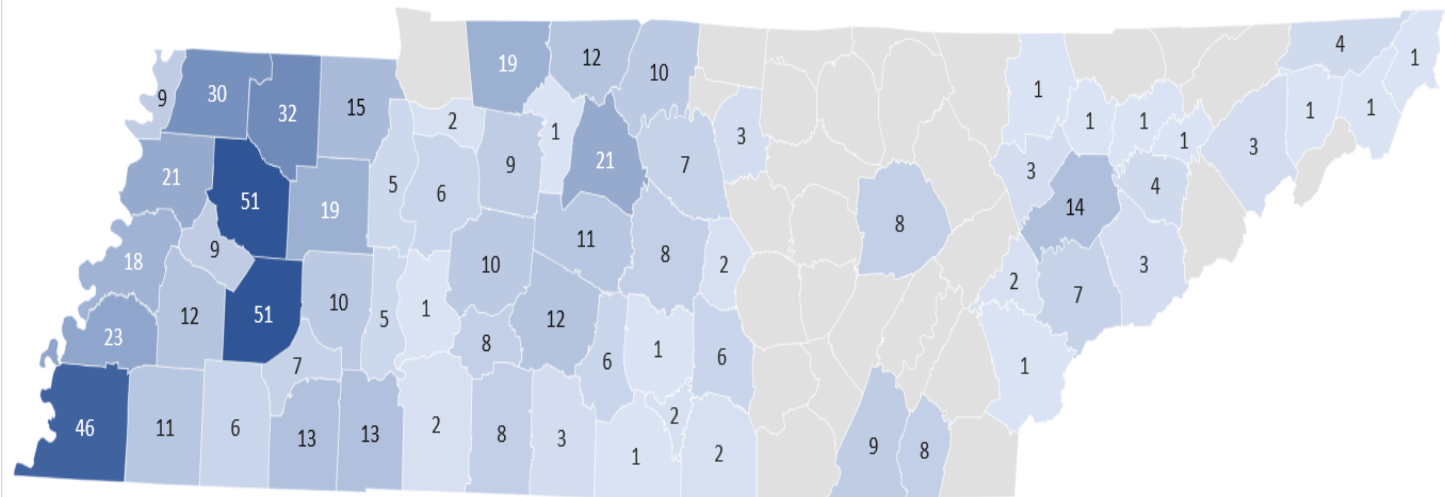
School Services Personnel Endorsements Offered

School Counselor

School Social Worker

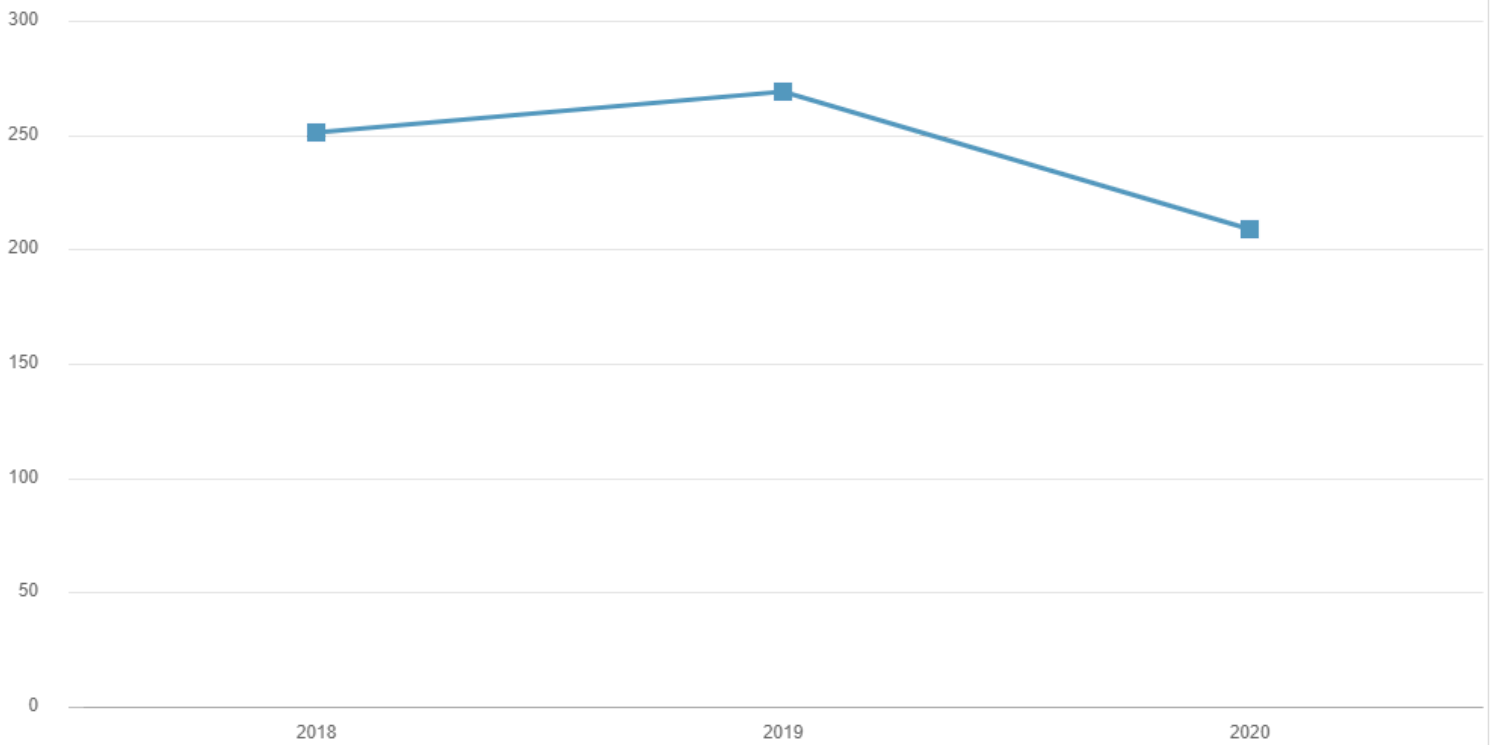
Teacher Placement Across Tennessee

The map below shows where this provider's cohort members are employed in Tennessee. Click [here](#) for more details.



Teachers in 3-Year Cohort: 729

Cohort Members per Year



N-Size: 729

What is this metric?

This metric indicates the number of cohort members in each of the three years included in this report card.

Clinical Practice Type

Student Teaching



Internship

0%

Job-Embedded



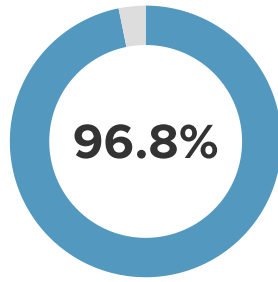
0%

100%

What is this metric?

This metric reports the breakdown of cohort members based on the type of clinical practice they were involved during their program.

Candidates In-State



N-Size: 729

What is this metric?

This metric indicates the percentage of cohort members who report Tennessee as their state of residence.

University of Tennessee - Martin

<https://www.utm.edu/departments/ess/>

Provider Type	Program Types Offered	Address
Public	Baccalaureate Occupational Post-Baccalaureate	554 University St Martin, TN

The mission of the Educator Preparation Program at the University of Tennessee at Martin is to prepare educators in initial and advanced programs as facilitators of active learning for P-12 learners in diverse and inclusive communities. This mission encompasses excellence in a variety of learning and field placement settings, fosters an innovative and student-focused learning community through coursework that is rigorous and standards-based, and integrates evidence-based educational practices in teaching and learning. The vision of the Educator Preparation Program at the University of Tennessee at Martin is to prepare highly competent and socially responsible educators who are knowledgeable, ethical, caring decision-makers for a diverse and changing world. This vision includes fostering community partnerships and creating a culture of learning that advances knowledge, values diversity, and promotes social justice. UT Martin's Educator Preparation Program is approved by the Tennessee State Board of Education and accredited by the Council for the Accreditation of Educator Preparation (CAEP).

No Overall Performance Ratings This Year

In previous years, EPPs received an overall rating based on their performance in the Report Card's scored domains. Due to the lack of teacher evaluation data from the 2019-20 school year and the continued impact of the COVID-19 pandemic on public schools during the 2020-21 school year, EPPs are not receiving an overall rating this year.

Employment

The Employment domain evaluates a provider's performance in preparing educators to begin and remain teaching in Tennessee public schools.

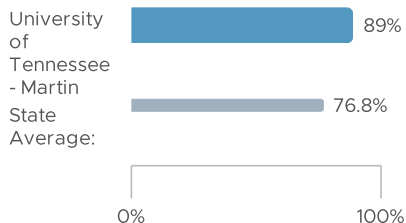
Performance

Exceeds Expectations

What does this mean?

"Does Not Meet Expectations" means the provider received less than 50% of possible points. "Meets Expectations" means the provider received 50-74.9% of possible points. "Exceeds Expectations" means the provider received 75% or more of possible points.

Rate of First-Year Employment in Tennessee Public Schools



N-Size: 729

What is this metric?

This metric reports the percentage of cohort members who were employed in Tennessee public schools within one year of completing their preparation program or within one year of enrolling in a job-embedded program.

This metric is unscored

Second Year Retention Rate



State Average: 92.9

N-Size: 515

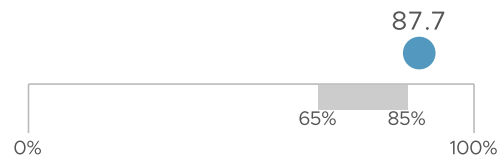
What is this metric?

This metric reports the percentage of first-year employed cohort members who remain teaching in Tennessee public schools for a second year.

What does this mean?

The score of **94.4** earned this EPP **8.5** out of **9** points possible.

Third Year Retention Rate



State Average: 81.1

N-Size: 261

What is this metric?

This metric reports the percentage of first-year employed cohort members who remain teaching in Tennessee public schools for three years.

What does this mean?

The score of **87.7** earned this EPP **6** out of **6** points possible.

Candidate Profile

The Candidate Profile domain evaluates the provider's ability to recruit a strong, diverse cohort of candidates and prepare them to teach in the content areas of greatest need.

Teachers in 3-Year Cohort: 729

Cohort Members per Year

Year	Value
2018	251
2019	269
2020	209

N-Size: 729

What is this metric?

This metric indicates the number of cohort members in each of the three years included in this report card.

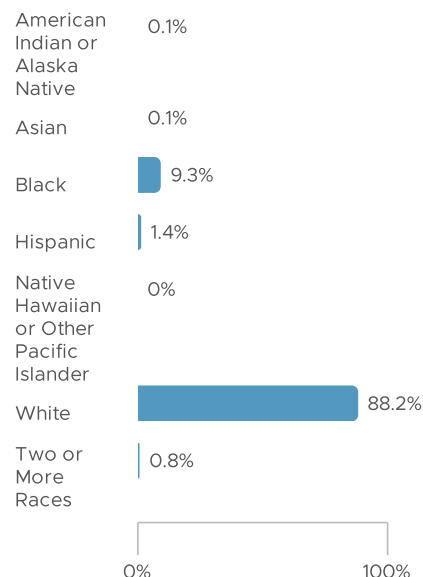
Performance

Does Not Meet Expectations

What does this mean?

"Does Not Meet Expectations" means the provider received less than 50% of possible points. "Meets Expectations" means the provider received 50-74.9% of possible points. "Exceeds Expectations" means the provider received 75% or more of possible points.

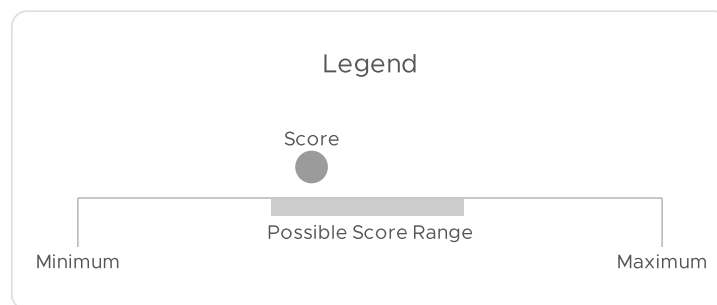
Cohort Members by Race



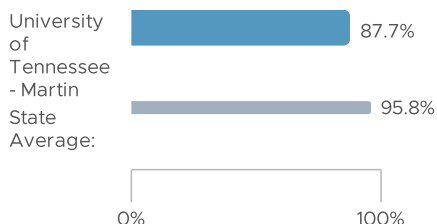
What does this mean?

This metric shows the racial and ethnic composition of the three-year cohort.

This domain includes two scored metrics and one unscored metric.



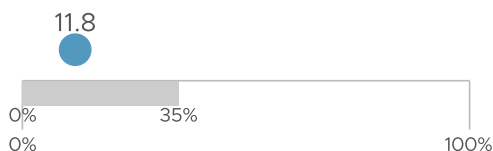
Percentage of Cohort with Qualifying Assessment Scores



N-Size: 326

This metric is unscored

Percentage of Racially Diverse Cohort Members

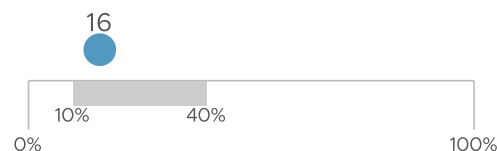


State Average: 15.9
N-Size: 729

What does this mean?

The score of **11.8** earned this EPP **3.4** out of **10** points possible.

Percentage of High-Demand Endorsements



State Average: 28
N-Size: 518

What does this mean?

The score of **16** earned this EPP **2** out of **10** points possible.

Provider Impact

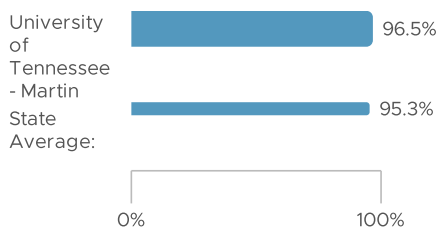
The Provider Impact domain reports on the effectiveness of a provider's cohort members in Tennessee public school classrooms.

Provider Impact is unscored this year.

Due to the COVID-19 public health emergency and related school closures, no teacher evaluation data is available from the 2019-20 school year. The evaluation data shown below is from the 2017-18, 2018-19, and 2020-21 school years. This data is provided for informational purposes, but EPPs will not receive a rating or score based on it.

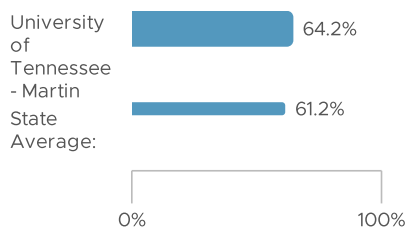
Under state law, teachers had the opportunity to nullify their evaluation score for the 2020-21 school year due to COVID-related challenges. The scores of teachers who chose to nullify are not included in the Report Card.

Percentage of Cohort Members whose Classroom Observation Scores are Level 3 or Above



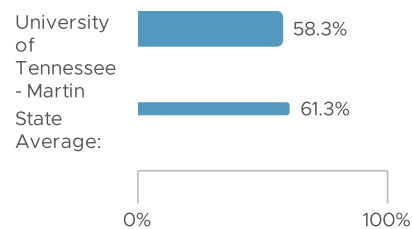
This metric is unscored

Percentage of Cohort Members whose Classroom Observation Scores are Level 4 or Above



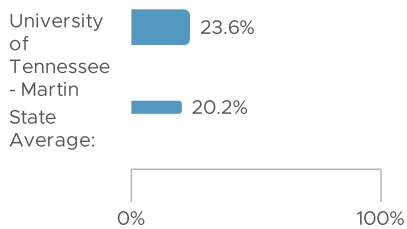
This metric is unscored

Percentage of Cohort Members whose Student Growth (TVAAS) Scores are Level 3 or Above



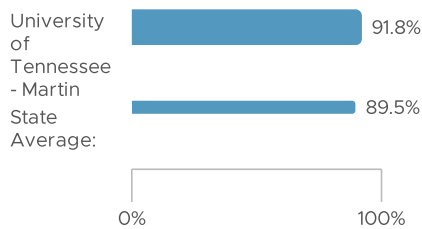
This metric is unscored

Percentage of Cohort Members whose Student Growth (TVAAS) Scores are Level 4 or Above



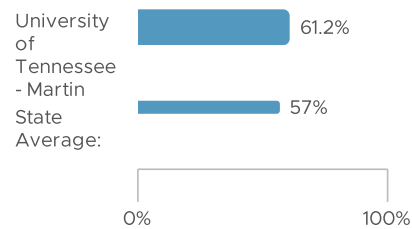
This metric is unscored

Percentage of Cohort Members whose LOE Scores are Level 3 or Above



This metric is unscored

Percentage of Cohort Members whose LOE Scores are Level 4 or Above



This metric is unscored

Candidate Assessment

The Candidate Assessment domain evaluates a provider's performance in preparing candidates to pass the pedagogical and content-area assessments required to obtain a Tennessee teaching license.

Performance

Meets Expectations

What does this mean?

"Does Not Meet Expectations" means the provider received less than 50% of possible points. "Meets Expectations" means the provider received 50-74.9% of possible points. "Exceeds Expectations" means the provider received 75% or more of possible points.

Pedagogical Assessment Pass Rate



State Average: 97.7

N-Size: 421

What does this mean?

The score of **96.4** earned this EPP **5.8** out of **9** points possible.

Content Assessment Pass Rate



State Average: 92.2

N-Size: 1,050

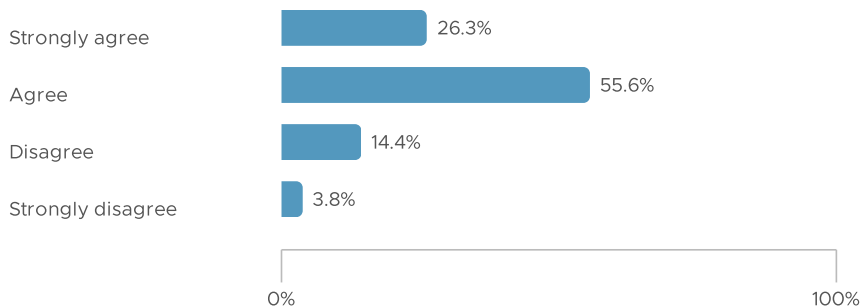
What does this mean?

The score of **89.5** earned this EPP **2.7** out of **6** points possible.

Satisfaction

The Satisfaction domain reports how well cohort members feel that their preparation program prepared them for teaching.

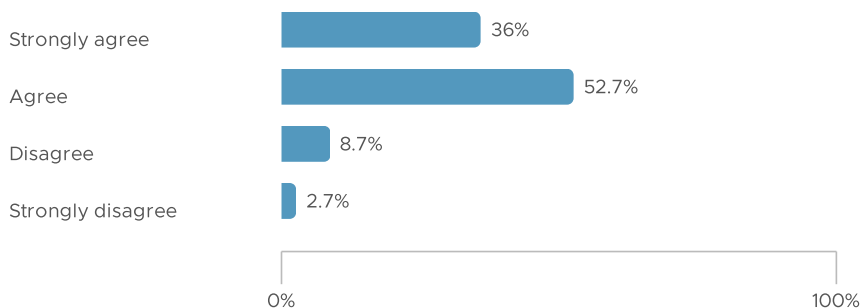
Preparedness from Coursework



What is this metric?

This metric reports the extent to which cohort members agree that their EPP's coursework and program content prepared them for teaching.

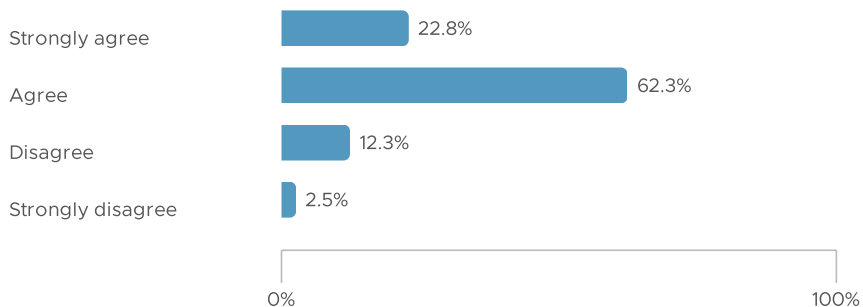
Preparedness from Clinical Experience



What is this metric?

This metric reports the extent to which cohort members agree that their clinical experience (e.g., student teaching, internship) prepared them for teaching.

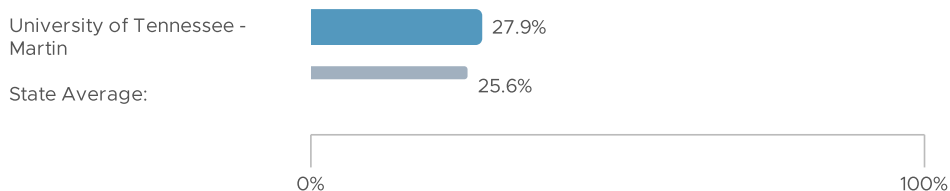
Overall Preparedness



What is this metric?

This metric reports the extent to which cohort members agree that their EPP provided strong overall preparation to teach.

Survey Response Rate



N-Size: 163

What is this metric?

Data for this domain come from the Tennessee Educator Survey. This metric shows the survey response rate for cohort members from this EPP who were employed in a Tennessee public school at the time the survey was administered (Spring 2021).