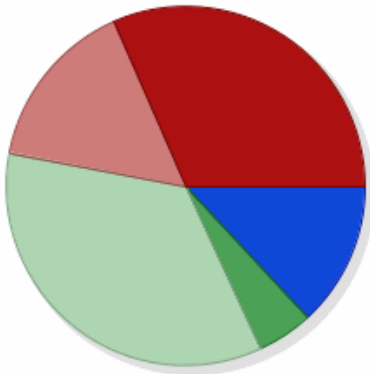


Teaching Effectiveness

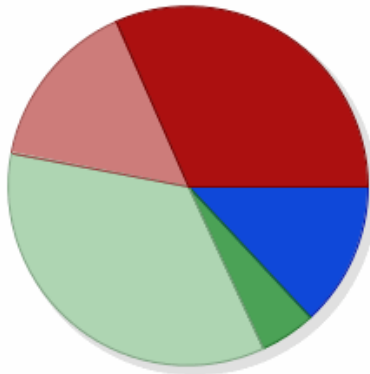
All Subjects 2019

ELA 3rd Grade (3) 4th-8th Grade (4, 5, 6, 7, 8), Math 3rd Grade (3) 4th-8th Grade (4, 5, 6, 7, 8), Sci 3rd Grade (3) 5th-8th Grade (5, 6, 7, 8), SocSt (5, 6, 7, 8); AlgI, AlgII, Biol, Chem, Engl, EngII, EngIII, Geom, Math1, Math2, Math3, USHist; Multi-Year Composite; Single Year Composite

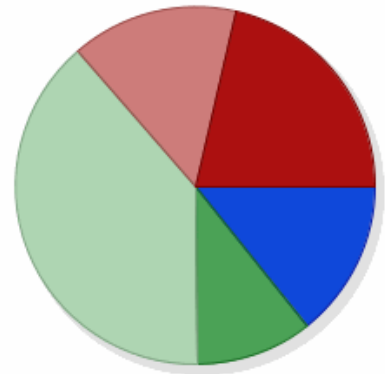
Effectiveness Level	EPP	EPP	TDOE
<b>Level 5</b> <i>Most Effective</i>	51	51	954
<b>Level 4</b> <i>Above Average Effectiveness</i>	20	20	713
<b>Level 3</b> <i>Average Effectiveness</i>	136	136	2,629
<b>Level 2</b> <i>Approaching Average Effectiveness</i>	60	60	1,015
<b>Level 1</b> <i>Least Effective</i>	123	123	1,473



EPP



TDOE



TDOE

<b>Level 5</b>	Level 5, Most Effective: Significant evidence that the teacher's students made more progress than the Growth Standard (the teacher's index is 2 or greater).
<b>Level 4</b>	Level 4, Above Average Effectiveness: Moderate evidence that the teacher's students made more progress than the Growth Standard (the teacher's index is between 1 and 2).
<b>Level 3</b>	Level 3, Average Effectiveness: Evidence that the teacher's students made progress similar to the Growth Standard (the teacher's index is between -1 and 1).
<b>Level 2</b>	Level 2, Approaching Average Effectiveness: Moderate evidence that the teacher's students made less progress than the Growth Standard (the teacher's index is between -2 and -1).
<b>Level 1</b>	Level 1, Least Effective: Significant evidence that the teacher's students made less progress than the Growth Standard (the teacher's index is less than -2).

When an index falls exactly on the boundary between colors, the higher effectiveness level is assigned. Teachers who teach multiple subjects/grades are counted separately for each subject/grade in this report.